


**\*Remember to register for lifetime maps (free) and do the map update\***

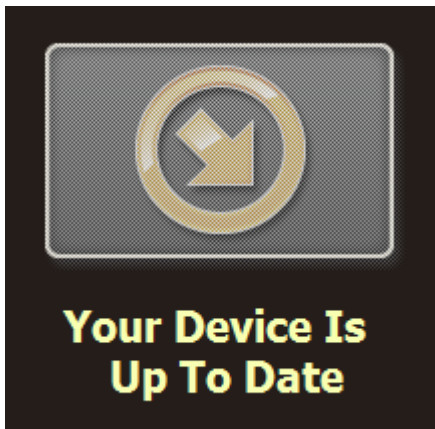
1. All updates are completed using the Rand McNally Dock. The Rand McNally Dock is a software application you download and install on your PC/Mac. The software is free and can be found at [www.randmcnally.com/dock](http://www.randmcnally.com/dock)
2. While downloading the dock it may ask you to connect your device. Your device is the Rand McNally SD card taken out of your radio. Insert it into your computer's SD slot so the software may recognize your device.
3. When the dock opens you will see the main navigation screen.



4. Register for Lifetime Maps by clicking the icon that matches the image below. You will need to do this to update your card to the latest version. Once this is done you will have access to the latest map and system updates.



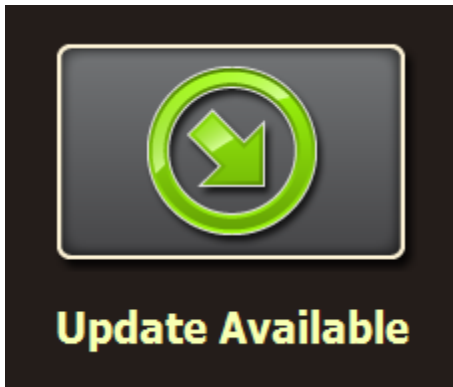
If your device is up to date you will see this icon



If there is a map update available you will see this icon



Or there are other non-map updates available in which case you will see the follow icon



5. If you have an update available you may click on it to begin download. For map updates it is recommended, due to the size of these updates, you are connected to a strong internet connection, preferably a hard line connection with a LAN cable (cable running from the modem to the computer) or a home Wifi connection.
6. After your update is complete safely eject your SD card from your computer and insert in into your radio.