



## 2012 national rally set for October 8-14

DOAI members in the southwest region are hard at work, planning the 2012 national rally for this coming October at Lazydays in Tucson, Ariz.

**John Bujnovsky**, southwest region vice president and rally master for this year’s annual event, has an announcement in this issue (**page 2**). The registration form is on **page 22**, and additional information regarding tours, golf, and other points can be found on **page 23**.

DOAI’s national rally master, **Joe Stewart**, also talks about the upcoming national rally (see **page 7**). Be sure to read his article for more important information.

While not all events are covered in this issue, you will be able to get timely updates at the DOAI website ([www.discoveryowners.com](http://www.discoveryowners.com)).

You can register via USPS or electronically. Like last year, we encourage you to register electronically, if at all possible. Once you do so, be sure to print out a copy of the form and send it, with your check, to Registrar **Nina Soltwedel**. All registrations will be acknowledged via email. You will also receive a packet of important information from Lazydays via USPS.

Please plan to attend as we celebrate DOAI’s 14th anniversary and have a lot of fun at *Discovery of the Saguaros!* ❖



## DOAI takes steps to protect members

The alphabetical listing of members on the website has been slightly amended in order to protect the privacy of all DOAI members, as well as to prohibit non-legitimate individuals from accessing the information. The membership list continues to be accessible by login/password.

If you do not want to be included in the alphabetical listing of members online, please advise DOAI Membership Director **Portia Williams** at [doaimembership@discoveryowners.com](mailto:doaimembership@discoveryowners.com). ❖



### In this issue...

President’s message . . . . . 2	Helpful contacts . . . . . 9	Membership and web sites . . . . . 18
2012 national rally announcement . . . 2	Addresses of board, chapters, etc . . 10	Simple exercises . . . . . 18
Treasurer’s report . . . . . 3	Thanks, advertisers! . . . . . 12	Slide not sliding? . . . . . 20
Membership report . . . . . 4	Bits and pieces . . . . . 12	Thoughts and prayers . . . . . 20
SE region rally wrap-up . . . . . 4	No~Shock~Zone, part even . . . . . 13	DOAI member sale ads . . . . . 21
DOAI photo album 1 . . . . . 5	Past president’s message . . . . . 15	Thanks, sponsors! . . . . . 21
DOAI photo album 2 . . . . . 6	Exec. vice president’s message . . . . 15	2012 nat’l rally registration form . . . 22
National rally master report . . . . . 7	Computer corner . . . . . 16	2012 nat’l rally notes . . . . . 23
Chapter and region reports . . . . . 7	Feeding the RVer . . . . . 16	Warning on refrigerators . . . . . 24
Rally opportunities . . . . . 9	Need to balance tires? . . . . . 16	DOAI membership application . . . . 24



President  
John Baker

## President's message

Camp Discovery 2012 is in the history books! **Ron Wacker** and the Florida Discovery Sunshiners did a great job. It is hard to believe that one of our newest chapters took on this project, but they did and they executed it beautifully. About 100 rigs showed up at Lazydays Florida and took part in many interesting and informative seminars, enjoyed social time with each other and wonderful Florida weather. Thanks, Ron, **Marshall Godwin**, and all who helped make it happen.

A third of the rigs were first timers and they were very impressed by all that happened.

Fleetwood allowed the service team, who were present for the FMA rally, to stay and provide service support for us as well. What a great surprise!

Now it is time to look forward to Camp Discovery 2013. Ron and crowd must be gluttons for punishment because they have already committed to host us January 27-February 1, 2013. We will again follow the FMA; hopefully Fleetwood will allow the team to stay again. We are trying to arrange this, but have no promises at this time. More information will follow in later issues of *Discovery Express* and on the website. Stay tuned.

Meanwhile, the 2012 national rally, *Discovery of the Saguaros*, is next on our agenda. The registration form is on **page 22**, with information on **page 23**. It will be October 8-14 at the beautiful new Lazydays Arizona in Tucson. **John Bujnovsky**, the Desert Rats and our newest chapter, the D'Zonas, are arranging all the details. Plan to be there for all the fun!

Spring is near. Crank up the D's and hit the roads of our wide and interesting country. Enjoy your travels and all there is to do and see. Travel safely. I hope to see you soon down the road. ❖



2012 national rally  
rally master  
John Bujnovsky

## Important 2012 national rally news!

The *Discovery of the Saguaros* rally at Lazydays RV resort in Tucson, Ariz., is coming together. We still have much planning to do, but will give you what information we have.

We had a choice of many tours, but decided the two best for our group would be Kartchner Caverns state park on Tuesday, October 9, and Tombstone, Ariz., tour on Wednesday, October 10. The Kartchner Caverns tour is about four hours and Tombstone tour will be about six hours (see **page 23** for details).

In addition to the above two tours, there are many other interesting places you can visit. The Pima Air and Space museum is very close to the resort and we felt rather than including it as a group tour, people can do this on their own. It consists of 80 acres, 300 planes and 100 years of aviation history. It is one of the largest air and space museums in the world, open daily. The cost for seniors is \$11.75. We strongly suggest you take the time to do this tour.

Another interesting tour is the Titan Missile museum. **Shirley** and I recently took this one-hour tour and it is awesome. The price is \$7.50; it's about a 20- to 30-minute drive, but well worth it.

There is also the Arizona-Sonoran Desert museum, the Mission San Xavier Del Bac, and a four-wheel desert tour. For the women, there is Tubac, approximately 30 minutes away, for shopping. And we can't forget Tucson itself and Old Tucson.

It has been a few years since the southwest region hosted a national rally, so mark your calendars for October 8-14 and come stay at the beautiful Lazydays resort with plenty to do and plenty of fun to fill that week.

We are in the process of getting golf and entertainment arranged, and we'll have more great items in the July issue of this newsletter. Stay tuned! ❖



© 2012 Discovery Owners Association, Inc. (DOAI)

DOAI is not responsible for opinions or facts presented by contributors to this newsletter.

*Discovery Express* is a quarterly publication (January, April, July, October). Deadlines for copy are November 20, February 20, May 20, and August 20. Members are encouraged to submit articles, tips, questions, and/or comments. *All submissions will be acknowledged.* If acknowledgment is not received within a reasonable time, please call the editor.

If you wish to access the full-color newsletter electronically instead of receiving a hard copy, contact the editor for details.

### Newsletter Editor

Nina Soltwedel  
4736 Harwich St  
Boulder CO 80301-4217  
303.570.2736

[doaiexpress@discoveryowners.com](mailto:doaiexpress@discoveryowners.com)

Contact the DOAI membership director as soon as any of your contact information changes; i.e., mailing address, telephone number, email address, Discovery year, etc.

### Membership Director

Portia Williams  
PO Box 95  
St George UT 84771-0095  
Toll-free 888.594.6818

[doaimembership@discoveryowners.com](mailto:doaimembership@discoveryowners.com)

DOAI Website  
[www.discoveryowners.com](http://www.discoveryowners.com)

DOAI Yahoo! Group  
[groups.yahoo.com/group/discoveryownersassociation/](http://groups.yahoo.com/group/discoveryownersassociation/)

Access Back Issues  
[www.discoveryowners.com/newsletters.asp](http://www.discoveryowners.com/newsletters.asp)

2012 Discovery images courtesy of  
Fleetwood RV, Inc., Decatur IN



## ARE YOUR DUES DUE?

Find your membership renewal date at  
[www.discoveryowners.com/login.asp](http://www.discoveryowners.com/login.asp)



## Treasurer's report

### January 1-December 31, 2011 financial statement

Our club continues to remain strong financially despite the loss of all outside support. Ordinary revenues decreased by nearly \$3,500 over the 2010 levels, while ordinary expenses decreased by only \$750. Despite this, we were able to increase our cash holdings by \$5,220.26, due to a decrease in merchandise inventory, collection of a cash advance, and rally receipts over rally expenses.

Treasurer  
Pete Palasota

Your board continues to explore ways to decrease expenses. As a club member, you can help by taking your newsletter electronically. You can accomplish this by calling or emailing your newsletter editor. Her telephone number and email address are on **page 10** of this newsletter.

Again, your club is in good financial condition. Thank you for your support..



### Statement of Receipts and Disbursements

Receipts:

Dues .....	\$21,155.00
Interest income .....	354.96
Advertising .....	610.00
<b>Total .....</b>	<b><u>\$22,119.96</u></b>

Expense Disbursements:

Newsletter .....	\$ 9,584.08
Membership expense .....	2,505.11
Insurance .....	3,096.00
Chapter support .....	500.00
Member care .....	24.08
Website expense .....	639.54
Rally fee reimbursements .....	3,165.00
Office supplies, postage, misc. ....	90.64
PayPal charges .....	435.40
Other expenses .....	706.15
<b>Total ordinary disbursements .....</b>	<b><u>\$20,746.00</u></b>
<b>Ordinary receipts over</b>	
<b>ordinary disbursements .....</b>	<b><u>\$ 1,373.96</u></b>

Other receipts:

Rally receipts over disbursements (net of chapter rebates) .....	\$2,936.36
Repaid rally advance .....	350.00
Mdse receipts over mdse disbursements ...	559.94
<b>Total receipts over disbursements .</b>	<b><u>\$5,220.26</u></b>

Beginning cash balance 1-1-2011 .....	\$66,322.49
Ending cash balance 12-31-2011 .....	<u>\$71,542.75</u>
<b>Cash increase .....</b>	<b><u>\$ 5,220.26</u></b>



### Balance Sheet as of December 31, 2011

Current assets:

Petty cash .....	\$ 550.00
Cash in bank .....	47,092.27
Certificates of deposit .....	23,632.50
PayPal account .....	267.98
<b>Total current assets .....</b>	<b><u>\$71,542.75</u></b>

Other assets:

Merchandise inventory .....	\$ 3,087.92
<b>Total other assets .....</b>	<b><u>\$ 3,087.92</u></b>
<b>Total assets .....</b>	<b><u>\$ 74,630.67</u></b>

Liabilities and net worth:

Prepaid memberships .....	\$14,839.00
Net worth .....	59,791.67
<b>Total liabilities and net worth .....</b>	<b><u>\$74,630.67</u></b>



**American Duo™ Day/Night Shades**



*Insist on Genuine Made in USA MCD Shades*

**800.804.1757**  
[www.mcdinnovations.com](http://www.mcdinnovations.com)



**Features**

- Keeps the heat and cold out
- ClearView II™ Day Shade
- 100% Light-Blocking Night Shade
- No Strings to Break

Standard in the  
2012 Discovery and now  
available for **YOUR** coach





Membership dir.  
Portia Williams

## Membership report includes DOAI's first commercial member

We welcome the following new members to DOAI and encourage them to join one of our many chapters where they can meet and make new friends.

Please note that we have our first commercial member, **General RV Center**, Wixom, Mich. We look forward to other dealers, distributors, service centers, campgrounds or similar organizations joining DOAI as commercial members.

We especially thank those dealers who are membership sponsors: DeMartini RV, Lazydays, McGeorge's RV, PPL Motor Homes, RV World, and Tom Raper RV. We are currently soliciting more dealers to join our membership campaign whereby they pay a year's membership in DOAI for purchasers of new and used Discovery motor homes. ❖

Mark/Shannon Adams, Canton GA  
Robert/Jo Ann Bunton, Camp Connell CA  
Fred/Margaret Baer, Hendersonville NC  
James/Judith Baird, Toronto ON  
Larry/Glynda Beaudry, Deer Park WA  
Austin Bennett, Fayetteville NC  
Anthony/Alyssa Biello, Katy TX  
Terry/Lydia Bloom, Johnson City TN  
Al/Anne Boggess, Jourdanton TX  
Robert/Diane Bressel, Mobile AL  
Clark/Cynthia Craig, Kingwood TX  
Duane/Liz Dewsbury, Custer SD  
Ron/Barbara Dionne, Saratoga CA  
Henry/Mary Ellen Desmarais, Hollis NH  
Randy/Joyce Eads, Coffey MO  
Larry Fitch, Rockport IL  
Charlie/Beverly Gaussiran, The Villages FL  
Wayne/Lou Giannotti, Daytona Bch Shores FL  
Shaun/Christie Ginter, St. Augustine FL  
Jerry/Donna Gregory, Belton TX  
Russell/Cheryl Griffith, Entiat WA  
Raymond/Penny Hall, Pensacola FL  
Chris/Ettie Hammack, Keller TX

Vince/Dana Hammond, Crystal Lake IL  
Andre Hoarau, League City TX  
Paul/Bonnie Hawkins, Rogers City MI  
Don/Connie Holles, Lafayette LA  
Margaret/Doug Hudgins, Spring TX  
William Johnson, Moses Lake WA  
David Jorio, Grasonville MD  
Lloyd/Jean Kash, Beaver Creek OH  
Richard/Susan Keltner, Bartlett TN  
Ronny/Gail Knight, Moultrie GA  
John/Deirdre Lanave, New City NY  
Mike/Ann Lecholop, Charleston SC  
Donald/Linda Lemieux, Hubbardston MA  
David/Karol Liggett, Jefferson OH  
Daniel Ludwig, St Louis MO  
Andrew/Faye Lyon, Deltona FL  
Ron/Linda Marsh, Lake St. Louis MO  
James Marske, Hayden AL  
Ron/Linda McDougald, Enterprise FL  
Marvin/Grace McIntosh, Toronto OH  
Michael Newman, Livermore CA  
Kristine Nonnamaker, North Canton OH

Gary/Dill Ostrosser, St Thomas ON  
Jim/Sandy Owens, Fairview NC  
Ronald/Linda Palmquist, Southfield MI  
Steven/Theresa Phillips, Marion OH  
Leroy/Vicki Plank, West Des Moines IA  
David/Michelle Proto, Santa Rosa CA  
Jacquie/Henry Radke, Lamont AB  
Charles Reece, Lubbock TX  
Kevin/Rose Roderigues, Wimuna FL  
Frankie/Betty Romine, Dubois IN  
Mike Rumney/Karen Langer, Milwaukee WI  
Michael/Martha Smith, Arcadia MI  
Ron/Alice Smith, Carrollton TX  
John Snoderly, Antioch CA  
Key/Jo Stage, Dallas TX  
John/Ruth Stewart, Kingsville ON  
Mick/Laura Taylor, Scappoose OR  
Richard/Angela Walker, Owings Mills MD  
Stanley/Andrea Webb, Navarre FL  
Beth/Kirk Weideman, Hot Springs Village AR  
Arnell White, Missouri City TX  
Gerald/Linda Wilson, Casa Grande AZ  
Ken/Chris Wurtenberger, Lakeside Park KY

## Southeast region Sunshine Celebration rally wrap-up

The 2012 southeast region Sunshine Celebration rally in Seffner, Fla., January 29-February 3 was a great success. The newly-formed Florida Discovery Sunshiners (inaugurated at last year's southeast region rally) hosted the rally. We had over 90 coaches in attendance. The rally began Sunday with our new DOAI President **John Baker** welcoming the first timers as well as seasoned attendees, followed by a welcome dinner and a 50s-60s sock hop dance with a hula hoop contest.

There were plenty of seminars and discussions for both the men and the women. The favorites seemed to be **Marshall Godwin's** electrical seminars, and his *Camp Discovery* books, **Tom Katsayama's** seminar on today's Internet, and **Kathy Baker's** and **Dianna Fetro's** women's round table discussion.

We had happy hour every day along with three great dinners and a fabulous covered dish dinner, free breakfasts and lunches, good entertainment three nights and one night of fun and games.

**Diane Snyder**, our Lazydays sales person, provided a Discovery coach display and hosted a happy hour with real heavy hors d'oeuvres, wine, beer, soda and ice tea. **Lenny Razo** and **Jayne Fairley** from Fleetwood and Diane discussed the features of the 2012 Discoverys, as well as what we can look for in the new upcoming Discoverys. Everyone was

excited about Fleetwood providing a tech team to repair up to two items on our coaches.

Vendors were available two days, providing good shopping and door prizes. There was wine tasting, a personal safety seminar by the sheriff's department, pet first aid, and an RV open house. Through the 50/50 raffles we donated \$257 to Moffitt Cancer Research, \$231 to Suncoast Hospice, and \$258 to Hillsborough County Animal Services, for a total of \$746 donated to good charities. Thank you, attendees, for your generosity.

The rally closed Friday morning with a nice breakfast, and a chance to say good byes to new and old friends. I thank all the members of the Florida Discovery Sunshiners and other DOAI members for the hard teamwork and support they provided to make this a successful rally.

We are already looking forward to next year's rally which will be even better. The dates will be January 27-February 2, 2013. We have added an extra day so we can have more seminars and activities. The registration forms will be out by the next DOAI newsletter (July) and we hope to have the itinerary available by last quarter of this year. ❖

Report submitted by Ron Wacker

# The DOAI photo album

Snapshots from the southeast region rally, Sunshine Celebration



John Baker led the first timers meeting. A full house!



The Fleetwood tech team was a much-appreciated addition to the affair. L to R, Joe Alberding, Bob Everett, Mike Kaiser, and their intrepid leader, Randy Hendricks.



The covered dish dinner was a huge success. So many choices for yumminess.



The 50s and 60s were noted for The Twist (among other dances). That's Rich and Joan Dumont getting into the action on the left, and Karen Katsayama on the right.



Happy hour is always a good time to meet new people and make new friends.



The fun never stopped. These good folks had a ball with hula hoops ... even the youngster!



Margaret Schwelan, a vendor, led the jewelry making workshop.

The women's roundtable discussion was led by Kathy Baker and Dianna Fetro. >>>>>

For more photos, keep reading!



# The DOAI photo album, part two

Two final photos from the southeast region rally, plus snapshots from chapter rallies.



Marshall Godwin's electrical seminars were well attended.

Fleetwood's **Lenny Razo** was in attendance and spoke with the attendees.



The Blue Ridge Discoverys were at the southeast region rally *en masse*. Good show! Read the chapter's report on page 7.



Blue Ridge members **Hank Haden**, **Richard Money**, and **Elaine Harvell** were cutting up, watched by **Glenn Camp**.



The Discovery Texans visited a mine. A good-looking group! Read the chapter's report on page 7.



The D'Zonas had fun at their happy hour. That's **Greg Svalstad** in the center, representing DOAI's newest membership sponsor, RV World in Yuma. Read the chapter's report on page 8.

A picture's worth a thousand words, but nothing beats seeing it in person.



The Discovery Pioneers enjoyed their get-together in Mesa, Ariz. Shown here are **John Kovach**, **Vie Brock**, and gathering hosts **Sherry and Terry Klungseth**. Read the chapter's report on page 7. >>>>>





Nat'l rally master  
Joe Stewart

## DOAI national rally master checks in ...

It's time again to let you know that all is well in DOAI-land. Although the national rally is seven months away, there is a lot of activity going on by those involved in organizing it. **Justine** and I stopped at Lazydays in December and had a brief meeting with the Lazydays rally supervisor. Recently, **John and Shirley Bujnovsky** spent several days there, making arrangements. As you may know, John is the rally master for the 2012 national rally, as well as the southwest region vice president.

**Nina Soltwedel** and **Bob Cook** have been coordinating to get the registration form ready for its inclusion in this issue and making arrangements so that you can register online, if you wish, and then mail a copy of the registration form and your check to Nina.

After recording your registration, Nina will send information to Lazydays, which, in turn, will assign parking

spaces. Lazydays will send a packet of information to you which will include a map of the parking area with your site indicated, along with a **red card**. That card is important, so please do not lose nor misplace it. It will allow you to bypass two security checkpoints. Rally-goers will all be parked in one area of the campground, within a short walking distance of the activity center. If you have any questions about the registration process, please contact Nina at [nina.soltwedel@gmail.com](mailto:nina.soltwedel@gmail.com).

There is a Camping World onsite at Lazydays, and Lazydays has a parts department. Therefore, we are not allowed to have any vendors selling RV-related items (tires, hoses, water filters, etc.).

I believe that because of the efforts of John and his southwest region cohorts, this will turn out to be an outstanding rally. It's not too early to plan on attending – see you there!

By the way, it's also not too early for the northwest region vice president and other members of that region to be planning for their hosting of the 2014 national rally. ❖

## Chapter and region reports



Chapter prez  
Charlie Harvell

### Blue Ridge Discoverys

**Elaine** and I, along with 26 other Blue Ridge Discoverys members, attended the 2012 DOAI southeast region rally at Lazydays campground in Seffner, Fla. The Florida Discovery Sunshiners were our hosts and they put on a great show.

Before the DOAI rally, several members attended the Fleetwood Motorhome Association rally at the same location.

At both rallies we were able to tour the new 2012 Discoverys.

Our next rally will be at the Lakewood camping resort, Myrtle Beach, S. C., beginning April 18(early arrival April 17).

We picked up new members at the southeast rally: **Liz and Tom McDermott** and **George and Patricia Beir**. As of February 4, 2012, we have a membership of 49 coaches. ❖

past president and current southwest region vice president, has been involved in negotiations with Lazydays in Tucson, which has been designated as the official site for *Discovery of the Saguaros* this coming October. More information about the rally is contained in this issue. We hope to see many of you in Tucson in October! ❖



Chapter prez  
Terry Ven Roy

### Discovery Pioneers

**The** Discovery Pioneers held an informal gathering at the home of **Terry and Sherry Klungseth** in Mesa, Ariz., in February. We had a great time. If anyone has ideas for another get-together, please let me know. No rallies are scheduled at this time. Thanks to Sherry for taking the photos. ❖



Chapter prez  
Gary Velasquez

### Desert Rats

**The** Desert Rats are beginning 2012 with new officers and a hopeful outlook for gaining new members in the southwest region. Unfortunately, we've lost several members for various reasons, but we've also had enough members renew to solidify our chapter for the coming year.

This should prove to be an exciting year for the Desert Rats chapter of DOAI. We held our first rally at the Islander RV resort in Lake Havasu, Ariz., in February. I'm happy to report that we had four coaches registered to attend the Fleetwood Motorhome Association rally at Lazydays in Tucson, Ariz., in February. This counted as our second rally for the year.

As many of you know, DOAI's 2012 national rally will be held in the southwest region. **John Bujnovsky**, Desert Rats



Chapter prez  
Claire Weber

### Discovery Texans

**As** usual, the Texans started the year off with a wonderful rally to Whispering Pines in Tyler, Tex. Every day at the rally brought a new adventure; one day, a private tour of the Beckville coal strip mine and another, a spa treatment for the ladies.

**Leroy Churchill** shares his comments about the mine tour: "We had a good chapter turnout along with two guides who escorted us through the active mine and much of the land reclamation. The Beckville mine is located in Tatum, Tex. There are large walking draglines at the mine, with a boom longer than a football field and a house on them that is the size of a full-size basketball court. The draglines remove the overburden; large front-end loaders remove the lignite coal and put the coal in large 100- ton hauler trucks. These trucks have six-foot tall tires that cost \$5,000 each. *Continued on next page...*

## Chapter and region reports, continued

“The trucks drive out of the 100-foot deep pit to an unloading station where the lignite is loaded into electric train cars. The train takes the lignite coal to the power plant about 15 miles down the track and dumps the car. When I was there a few years ago, the mine moved about 40,000 tons of lignite coal per day! Reclamation is performed by a fleet of large dozers ... lots of reclaimed land that has acres and acres of coastal Bermuda grass and pine trees.”

Thanks to our members for coming up with all the great entertainment at this rally. As is our custom, we always have time for good food and a chance to see all of our friends. Our next rally was at Miller Creek RV resort near Johnson City. A report on that rally will be in the next issue. ❖

*Report submitted by Elaine Holley*

### Dixie Travelers



Chapter prez  
Robert Johnson

The Dixie Travelers will hold its spring rally at Hollywood Casino RV park in Tunica, Miss., the first week in May. We are working on increasing member participation and growth.

We extend our condolences to **Joyce Johnson** for the loss of her father, **Henry Nelson Chandler**, and to **Kenneth and Alice Stanley** for the loss of their son, **Anthony**. ❖

*Report submitted by Martha Wilson*

### D'Zonas



Chapter prez  
Mike Scott

The D'Zonas chapter is off and running! We held our first rally February 16-19 at Arizona Sands RV park in Yuma, Ariz. Our rally hosts, **Paul and Doris Smith**, did a great job in setting up our event and the we all had a great time. **Greg Svalstad**, general manager of RV World in Yuma, joined us for happy hour and supplied assorted snacks for everyone to enjoy. We only had three rigs

camping, but we had four other couples (one member couple and three visitors) attend the Friday happy hour and the Saturday potluck. It was good food, good people, and good conversation. **Judy** and I even got in a little golf.

Our second rally came very soon after, in March at Picacho Peak state park. Judy and I were the rally hosts for this event March 16-18, just following the FMA rally held in Tucson.

Our third rally for 2012 will be in October coinciding with the national rally at Lazydays in Tucson, Ariz

The D'Zonas began with the required number of five rigs at the 2011 national rally in Shawnee, and has already grown to 17. We look forward to adding more as time goes by and invite all to join us. ❖

### Florida Discovery Sunshiners

The chapter held a rally at Lazydays March 30-April 3. Activities included happy hours, pizza, potlucks, cards and



Chapter prez  
Ron Wacker

games, and a special trip to Parkesdale Farm market for strawberry shortcake.

The chapter will have a rally in St. Augustine, Fla., May 23-27, at the Stagecoach RV park. Activities will include sightseeing around the area, shopping, and a special bracelet workshop. Camping fee will be \$145.20 for a coach with two people, and reservations may be made by calling the park 904.824.2319. **Jody Bruce** will be looking for

your reservation form and check. Call her (813.920.1234) for a copy of the form. The rally fee will be \$20 per coach with two people; \$10 per coach with one person; and \$10 per additional guest. For more information, contact **Dianna Fetro** (321.631.5055). ❖

### Heartland Discoverys



Chapter prez  
Bev Kaiser

The Heartland Discoverys chapter met at Lazydays, Seffner, Fla., at the southeast region rally on January 29. We had a potluck dinner which was enjoyed by eleven couples. We made plans for the June rally to Shipshewana, Ind., June 24-26. Hope everyone will join us at the Shipshewana South park campground. Any Discovery owner or past members are welcome to join us in Shipshewana.

We are planning a potluck dinner for Sunday night, June 24. The price is \$38.60 per night for full hook-ups and pull-through sites. Breakfast will be served by **Carlyne Krauter** Monday and Tuesday mornings. Shipshewana is in Amish country with many unique shops, a large flea market on Tuesday, and an Amish farm to tour which has exotic animals that they are raising. It is called Dutch Creek Farm animal park. We are also planning a dinner at the Essenhaus, an Amish restaurant. Please let Carlyne know at [krauter12@gmail.com](mailto:krauter12@gmail.com) if you will be attending the Heartland Discoverys chapter rally.

After this rally, we are traveling to the FMA rally in Goshen, Ind. Information on this rally is on the FMA website. We are also going to Lexington, Ky., to the horse farms October 18-20, then traveling to Richmond, Ind., to Tom Raper RVs for a few days on our way home. A dinner is being planned by **Barry Burdette** from Tom Raper for us. ❖

### Louisiana Mudbugs



Chapter prez  
Fred Reid

Coaches arrived in Madisonville, La., at Fairview Riverside state park on January 25 to cloudy and warm skies just before the rain that came later that night with us waking up to the sound of rain on the roofs. No one wanted to stir early except **Anthony Verdin**, who was coming back from the river with a fishing pole. He didn't catch anything early,

*Continued on page 11...*



## Rally opportunities

You are welcome (and encouraged) to attend any of these rallies! For details, contact chapter president (see page 10).

### April 2012 –

18-22 Blue Ridge Discoverys, Myrtle Beach, S.C.

### May 2012 –

4-6 Dixie Travelers, Tunica, Miss.  
 14-19 Texas Disco Road Runners, Carthage, Tex.  
 16-20 Discovery Texans, Canyon City, Tex.  
 23-27 Florida Discovery Sunshiners, St Augustine, Fla.

### June 2012 –

21-25 Midwest Discoverers, Akron, Ohio  
 24-26 Heartland Discoverys, Shipshewana, Ind.

### September 2012 –

T/B/A Midwest Discoverers, Ottawa, Ont.  
 19-23 Blue Ridge Discoverys, Waynesville, N.C.

### October 2012 –

8-14 **National rally, Tucson, Ariz.**  
 18-20 Heartland Discoverys, Lexington, Ky.  
 21-28 Texas Disco Road Runners, Mission, Tex.  
 T/B/A D’Zonas, Tucson, Ariz.  
 T/B/A Northwest Adventurers, Tucson, Ariz.

### November 2012 –

2-4 Dixie Travelers, Gulf Shores, Miss.  
 7-11 Discovery Texans, Montgomery, Tex.  
 26-12/1 Texas Disco Road Runners, Johnson City, Tex.

### January 2013 –

27-2/1 Southeast region rally, Seffner, Fla.

### Looking down the road –

2013 DOAI national rally, Southeast region  
 2014 DOAI national rally, Northwest region  
 2015 DOAI national rally, North central region  
 2016 DOAI national rally, Northeast region

## Helpful contacts for Discovery owners

Allison Transmission, GM Corp. . . . .	800.252.5283	Freightliner Custom Chassis Corp . . . . .	800.385.4357
Atwood Mobile Products . . . . .	800.825.4328	Fuel: local U.S. gas prices . . . . .	<a href="http://www.gasbuddy.com">www.gasbuddy.com</a>
Camping/travel/rest areas/reviews/tips websites:		General Electric . . . . .	<a href="http://www.geappliances.com/geac/">www.geappliances.com/geac/</a>
.....	<a href="http://www.accesscamping.com">www.accesscamping.com</a>	Goodyear Tire & Rubber . . . . .	800.321.2136
.....	<a href="http://www.campingroadtrip.com">www.campingroadtrip.com</a>	Intellitec . . . . .	800.251.2408
.....	<a href="http://www.interstaterestareas.com">www.interstaterestareas.com</a>	Kidde Safety products . . . . .	800.880.6788
.....	<a href="http://www.roadnotes.com">www.roadnotes.com</a>	Kwikee products . . . . .	800.736.9961
.....	<a href="http://www.rvdumps.com/dumpstations">www.rvdumps.com/dumpstations</a>	Magnadyne . . . . .	800.638.3600
.....	<a href="http://www.rvparking.com">www.rvparking.com</a>	MCD Innovations . . . . .	<a href="http://www.mcdinnovations.com">www.mcdinnovations.com</a>
Caterpillar RV engine support . . . . .	877.777.3126	Michelin North America . . . . .	800.847.3435
Carefree of Colorado . . . . .	800.621.2617	Norcold, Inc. . . . .	800.543.1219
Carriage Carpets (Shaw Flooring) . . . . .	877.706.3054	Onan . . . . .	800.888.6626
CCI Controls . . . . .	800.521.5228	Power Gear . . . . .	800.334.4712
Cummins, Inc. . . . .	800.343.7357	Riverpark . . . . .	800.442.7717
Denso (call Fleetwood) . . . . .	800.322.8216	RVP (Coleman) . . . . .	316.832.4357
Discovery parts:		RVP (Suburban) . . . . .	423.775.2131
Fleetwood RV, Inc. . . . .	800.322.8216	RV technical help . . . . .	<a href="http://www.rvtechtips.com">www.rvtechtips.com</a>
Sullivan RV Sales & Service . . . . .	800.720.0484, Ext. 6	Spartan Chassis, Inc. . . . .	517.543.6400
Walt’s RV Supplies . . . . .	909.823.0563	Splendide . . . . .	800.356.0766
DOAI name badges:		Theftord Corp. . . . .	800.521.3032
The Signman . . . . .	407.365.3722	Trojan Battery Co. . . . .	<a href="http://www.trojanbattery.com">www.trojanbattery.com</a>
Dometic Corp. . . . .	800.544.4881	Velvac . . . . .	800.783.8871
Fan-Tastic Vent . . . . .	800.521.0298	Winegard . . . . .	800.288.8094
Fleetwood RV, Inc.. . . . .	800.322.8216	Xantrex Technology . . . . .	800.670.0707

**For other member-recommended helpful contacts, visit [www.discoveryowners.com](http://www.discoveryowners.com)**

## DOAI board of directors, chapters and presidents, founder/president emeritus, and committee chairmen

### BOARD OF DIRECTORS

#### President

John Baker, 8419 Clover Leaf Dr, Rosenberg TX 77469-4867; 281.341.7177; 281.814.0004; [bakerjohn@swbell.net](mailto:bakerjohn@swbell.net)

#### Executive vice president

John Curtis, PO Box 3056, Universal City TX 78148-2156; 210.651.6818; 210.287.1496; [jacurtis3@satx.rr.com](mailto:jacurtis3@satx.rr.com)

#### Vice president for development

Bob Soltwedel, 4736 Harwich St, Boulder CO 80301-4217; 303.530.0775; 303.513.8548; [bob.soltwedel@gmail.com](mailto:bob.soltwedel@gmail.com)

#### Secretary

MaryAnn Crowell, 207 County Rd 3000, Lott TX 76656-3828; 254.584.2400; 254.644.6225; [relxn1@aol.com](mailto:relxn1@aol.com)

#### Treasurer

Pete Palasota, 8106 Knottingham Dr, Waco TX 76712-3406; 254.772.3791; 254.722.2653; [petenmarthapal@aol.com](mailto:petenmarthapal@aol.com)

#### Vice treasurer

David Blomstrom, 7503 Foster Creek Dr, Richmond TX 77406-5022; 713.907.5022; [davidblomstrom@aol.com](mailto:davidblomstrom@aol.com)

#### National rally master

Joe Stewart, PO Box 9100-176, Bandera TX 78003-9100; 830.535.6633; 830.460.0683; [retafx@aol.com](mailto:retafx@aol.com)

#### Past president

Marshall Godwin, 8071 Windsor Dr, King George VA 22485-5210; 540.663.3725; 540.379.6767; [marshall@megodwin.com](mailto:marshall@megodwin.com)

#### North central region vice president (IL, IN, IA, KS, MI, MN, MO, NE, ND, SD, WI, MB, NU, ON)

Ivan Manley, 2313 Meadow Ln, Centralia IL 62801-6776; 618.532.4557; 618.322.4887; [manleyim@netwitz.net](mailto:manleyim@netwitz.net)

#### Northeast region vice president (CT, ME, MA, NH, NJ, NY, OH, PA, RI, VT, NB, NL, NS, PE, QC)

Jack Romeyk, 14 Avondale Dr, Islip NY 11751-4402; 631.889.2731; [captjackro@yahoo.com](mailto:captjackro@yahoo.com)

#### Northwest region vice president (AK, CO, ID, MT, OR, UT, WA, WY, AB, BC, NT, SK, YT)

Bob Williams, 1103 W Eclipse Dr, Saint George UT 84770-8027; 435.817.3172; [rgwilliams@sisna.com](mailto:rgwilliams@sisna.com)

#### South central region vice president (AR, LA, OK, TX)

Jay Keneson, 404 Cypress Springs Dr, Spring Branch TX 78070-4640; 830.885.6043; 210.827.1855; [jayk@gvtc.com](mailto:jayk@gvtc.com)

#### Southeast region vice president (AL, DE, FL, GA, KY, MD, MS, NC, SC, TN, VA, WV)

John Ricciardi, 477 The Gardens Dr, Crossville TN 38555-0301; 252.619.6485; 252.619.7198; [john.L.ricciardi@gmail.com](mailto:john.L.ricciardi@gmail.com)

#### Southwest region vice president (AZ, CA, HI, NV, NM)

John Bujnovsky, 8129 Bay Colony St, Las Vegas NV 89131-6707; 702.528.2877; [jjbrving@gmail.com](mailto:jjbrving@gmail.com)

### CHAPTERS AND PRESIDENTS

#### Blue Ridge Discoverys (GA, NC, SC, TN)

Charlie Harvell, 952 Laurel Springs Ln SW, Marietta GA 30064-3961; 770.424.5439; 404.213.1639; [charlesharvell@gmail.com](mailto:charlesharvell@gmail.com)

#### Desert Rats (NV)

Gary Velasquez, 8608 Grandbank Dr, Las Vegas 89145-4813; 702.255.6014; 702.205.6709; [garypatti@aol.com](mailto:garypatti@aol.com)

#### Discovery Pioneers (AZ, CO, KS, NM, UT, WY)

Terry Ven Roy, 2615 Lightning Way, Colorado Springs CO 80920-1412; 719.598.9238; 719.439.2743; [tvenroy@msn.com](mailto:tvenroy@msn.com)

#### Discovery Texans (TX)

Claire Weber, 15814 Pebble Bend Dr, Houston TX 77068-1210; 281.537.0804; 281.772.3630; [ec.weber@att.net](mailto:ec.weber@att.net)

#### Dixie Travelers (AL, MS, GA, FL)

Robert Johnson, 245 Miller Ln, Lawrenceburg TN 38464-6397; 931.762.8763

#### D'Zonas (AZ)

Mike Scott, 7725 N Cortaro Rd, Tucson AZ 85743-8826; 520.579.9931; [jamdscoott@earthlink.net](mailto:jamdscoott@earthlink.net)

#### Florida Discovery Sunshiners (AL, FL, GA)

Ron Wacker, 1720 Sherwood St, Clearwater FL 33755-2937; 813.240.6552; [discovery@rvfunhome.com](mailto:discovery@rvfunhome.com)

#### Heartland Discoverys (IL, IN, IA, KS, MI, MN, MO, NE, ND, SD, WI)

Beverly Kaiser, 34801 Pheasant Rdg, Richmond MI 48062-1834; 586.727.7230; 586.615.2263; [bjk601@comcast.net](mailto:bjk601@comcast.net)

#### Louisiana Mudbugs (LA)

Fred Reid, 311 Camille St, Alexandria LA 71301-2702; 318.448.8545; 318.446.2339; [fmreid@aol.com](mailto:fmreid@aol.com)

#### Mason-Dixon Discoverys (DE, MD, NJ, NC, PA, VA, WV)

Dick Tracy, 6 Cambridge Ct, Fleetwood PA 19522-1018; 610.207.2016; [dtracy@ptd.net](mailto:dtracy@ptd.net)

#### Midwest Discoverers (IN, KY, MI, OH, PA)

Jerald Call, 6825 County Road 16, Butler IN 46721-9417; 260.868.2580; 260.927.5397; [jcallnorthpond@netzero.com](mailto:jcallnorthpond@netzero.com)

#### Northwest Adventurers (AK, ID, OR, MT, WA, AB, BC, NT, SK, YT)

Gilbert (Wally) Wallington, 1729 S Fairway Dr, Pocatello ID 83201-2311; 208.237.4655; [gwallington@juno.com](mailto:gwallington@juno.com)

#### Texas Disco Road Runners (TX)

Carol Sturm, PO Box 311, Christoval TX 76935-0311; 806.438.0771; [bcrvtravelers@yahoo.com](mailto:bcrvtravelers@yahoo.com)

### FOUNDER/PRESIDENT EMERITUS AND COMMITTEE CHAIRMEN

#### Founder/president emeritus

Jim Devine, 102 Rainbow Dr #242, Livingston TX 77399-1002; 970.209.4757; [f195810@gmail.com](mailto:f195810@gmail.com)

#### Membership director

Portia Williams, P O Box 95, Saint George UT 84771-0095; toll-free 888.594.6818; [doaimembership@discoveryowners.com](mailto:doaimembership@discoveryowners.com)

#### Merchandise directors

Dick & Pat Tracy, 6 Cambridge Ct, Fleetwood PA 19522-1018; 610.207.2016; [dtracy@ptd.net](mailto:dtracy@ptd.net)

#### Newsletter editor

Nina Soltwedel, 4736 Harwich St, Boulder CO 80301-4217; 303.570.2736; [doaexpress@discoveryowners.com](mailto:doaexpress@discoveryowners.com)

#### Webmaster

Bob Cook, 876 Higgins Ave, Deltona FL 32738-7971; 386.860.8274; [webmaster@discoveryowners.com](mailto:webmaster@discoveryowners.com)

## Chapter and region reports, continued

but later caught seven in the Tchefuncte river. Yes, that name is spelled correctly because I copied it from the park's website. The river is a beautiful setting for the park, with moss-covered trees and boats traveling into Lake Pontchartrain.

We went to see **Buddy and Evelyn Sykes** at St. Tammany hospital, where Buddy was being treated for dehydration. Buddy had arrived home from Houston on January 20, where he had been for about four weeks, being treated for lung cancer. Buddy and Evelyn had the luxury of being chauffeured to Houston before Christmas and home on January 20 by former and present Mudbug members in the Sykes' motor home. We were expecting to see someone who was depressed and losing weight. We found Buddy to be in his usual happy-go-lucky spirits. He kept us in stitches for about two hours Wednesday, Thursday, and Friday nights. He was released from jail, I mean, hospital just in time to host the evening meal on Saturday night. Of course, Buddy didn't do any of the cooking – that was done by the Sykes' niece, **Tammy**.

We ate at Texas Road House Wednesday night and at Buster's Oyster and Seafood restaurant Thursday night. Most people enjoyed the oysters; those who didn't chose to eat other items. On Friday night, we traveled to Manchac. Manchac is located on Lake Maurepas on the Pass Manchac waterway, which connects to Lake Pontchartrain. We enjoyed the catfish and seafood at Middendorf restaurant, which had a different décor from our prior visits to the restaurant, thanks to a series of hurricanes that have been through the area.

Sunday came 'way too soon, with most of us wanting to stay longer. **Jan McIlvaine** followed **Donna** and me to Madisonville from Alexandria and also on the return trip, since **Mac** could not be with us. She can follow me any time on the highway. I know some men that could not caravan that well. ❖



Chapter prez  
Wally Wallington

### Northwest Adventurers

Northwest Adventurers had their annual Blythe bluegrass rally, January 16-22. In attendance were **Wally and Annie Wallington, Bob and Portia Williams, Ken and Sylvia Swain, and Del and Freddie Perry**. Guests included **Jim Devine** and friend, **Arnie and Betty Thompson**, and **Paul and Doris Smith**. A good time was had by all with the usual potluck dinner, outings to local eateries and three days of very good bluegrass music. It was made official at the business meeting that the bluegrass festival will be an annual chapter affair.

A sad event occurred during the festival that emphasized the requirement for constant fire safety. A travel trailer, owned by **Roy, Jr. and Laura Scott** (son and daughter-in-law of DOAI members **Roy and Maggie Scott**), was located about 50 feet in front of us. It caught fire and burned completely to nothing but rails and wheel rims in about 10 minutes. No, it was not caused by the infamous Norcold – the fire started in the bedroom area. Official cause was not determined by the end of our stay at the fairgrounds. No other rigs were burned, although Roy and Maggie had to move their Discovery to

avoid catching fire. A pet cat was lost in the blaze. Our luck was the fact that we were upwind of the fire.



Following the festival, we made the trek to Quartzsite's RV show at the big tent area in Tyson Wells. The next official meeting for the chapter will be at DOAI national rally in October in Tucson, Ariz. ❖

### Texas Disco Road Runners

The last rally of 2011 was well attended with 12 coaches. We enjoyed the San Angelo, Tex., area with its many attractions, such as Fort Concho, one of the best preserved frontier forts in Texas.

Our February 2012 rally in Rockport, Tex., was a success. We saw whooping cranes and many other birds that winter in south Texas, along with all the "Winter Texan" snowbirds.



Chapter prez  
Carol Sturm

Three more rallies are scheduled this year: in May we'll be in Carthage, Tex., October in Mission, Tex., and in November in Johnson City, Tex.

If any of you are traveling in Texas this year, we would love to have you join us for friendship, fun, and food. ❖

### Southeast region

I congratulate **Ron Wacker** and the Florida Discovery Sunshiners for a very successful southeast region rally. This is truly an amazing feat for a chapter that celebrated their first anniversary at this rally.



SE region VP  
John Ricciardi

All of the southeast chapters have rallies planned for the spring and are planning rallies for the rest of the year. Check the DOAI website, the Chapter section, for more information on these rallies. Why just see friends at a national or regional rally? Come and visit.

I realize the 2013 DOAI national rally is a long ways off, but the search has already begun for a location. There are so many wonderful sites in the southeast region, it is difficult to choose. If you have a favorite site in mind, contact me so we can check it out. *Continued on next page...*

## Chapter and region reports, continued

On a personal note, **Alice** and I thank all of the DOAI members for their thoughts, prayers, emails, cards and gifts; in particular, all who attended the southeast region rally who took the time to write notes to Alice. Alice is doing well. Don't be surprised if you see us at one of the spring chapter rallies and be certain you will see us in Tucson in October. ❖



## Thanks, advertisers!

DOAI thanks companies and individuals for supporting DOAI by placing their ads in this newsletter:

Barry Burdette/Tom Raper RVs 800.727.3778 . . . . [bburdette@tomraper.com](mailto:bburdette@tomraper.com)  
 Frank Cason . . . . . 423.552.5257 . . . . . [cason.frank@gmail.com](mailto:cason.frank@gmail.com)  
 MCD Innovations . . . . . 800.804.1757 . . . . . [www.mcdinnovations.com](http://www.mcdinnovations.com)

**Attention commercial members and regular members with RV-related profit-making businesses:** you can enjoy a 25 percent discount from regular display advertising rates. If you would like to advertise your business/service/product or have questions, details are available from DOAI Newsletter Editor **Nina Soltwedel** at [doaiexpress@discoveryowners.com](mailto:doaiexpress@discoveryowners.com) or call 303.570.2736. ❖

## Bits and pieces

### Interesting information from here and there

Here's a good way to use your computer for RVing: checking out the "ultimate" (in their words) camping site at [www.campsmart.com](http://www.campsmart.com). It's a social networking site dedicated to camping. On that site you can chat with other campers, post pictures from your latest journeys, check out campgrounds, find manufacturers and dealers, and even make reservations online. Joining is **free**. Take a look and perhaps it will be a new Internet destination for you when preparing to travel. ❖



Speaking of social networking, you've probably heard of *Facebook*. Many DOAI members have a "wall" on that ubiquitous website, and we've found it a fun way to keep in touch with short, quick messages. Did you know that DOAI itself has a wall on Facebook? Take a look. ❖

A fire safety tip from **Mac McCoy**: A pinhole-size leak in a radiator or heater hose can spray antifreeze on hot engine parts. Antifreeze contains ethylene glycol concentrate and

water. When the water boils off, the remaining ethylene glycol can self-ignite at 782°F. During your monthly fire inspection, check all hoses for firmness, clamp tightness, and signs of leaking.

That monthly inspection should also include inverting and shaking your dry-powder or dry-chemical extinguisher to loosen the powder. The jarring of the coach **does not** loosen the powder; in fact, it packs the powder, which may make your extinguisher ineffective.

Learn more about Mac and fire safety. at [www.macthefireguy.com/](http://www.macthefireguy.com/) ❖

Another helpful RV-related online article deals with fuel stability. It's a comprehensive look at what causes instability in RV fuel, and what you can do to minimize those effects. The article (appropriately titled "Fuel stability and your RV") begins with a question posed by an RVer: "Do you starve your generator to death?"

Written by **Rick and Tina DeMaris**, the in-depth look can be found at [www.rvtechtips.com/?p=303](http://www.rvtechtips.com/?p=303). ❖

Twenty years from now you will be more disappointed by the things you didn't do than by the ones you did do. So throw off the bowlines. Sail away from the safe harbor. Catch the trade winds in your sails. **Explore. Dream. Discover.** — Mark Twain



Mike Sokol

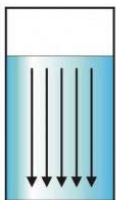
## No~Shock~Zone™

### Understanding and preventing RV electrical damage, part seven Wattage

This series of articles is provided as a helpful educational assist in your RV travels, and is not intended to have you circumvent an electrician. The author and the HOW-TO Sound Workshops will not be held liable or responsible for any injury resulting from reader error or misuse of the information contained in these articles. If you feel you have a dangerous electrical condition in your RV or at a campground, make sure to contact a qualified, licensed electrician.

#### Watts up?

If you've been reading along this far in the series, you already know about voltage (electrical pressure) and amperage (current flow). You also know how to measure voltage using a DMM (digital multi meter) and how to size extension cords for sufficient amperage (current) capacity. But, in the end, it all comes down to wattage.



Pressure without flow does no work

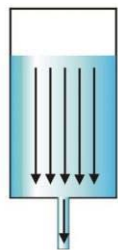
NoShockZone.org

#### Get to work

We're going to put voltage and current together and make them get to work. If you notice in the first illustration, there's a lot of pressure at the bottom of the water tank. However, unless that pressure gets to move something, it simply sits there as stored

energy, just like the compressed air in a tank. Electricity works exactly the same way.

You'll typically have around 120 volts of electrical pressure at an electrical outlet, but the air around the outlet has such high resistance to electrical flow that the electrons just sit in the outlet waiting for a connection. There's no current flow unless you connect something that completes the circuit.



A small hole lets a little water flow and some work gets done

NoShockZone.org

#### High resistance to flow

Here we've put a hole in the bottom of the tank connected to a pipe and see that water is flowing out under pressure. And you can imagine that flowing water could do useful work. It could turn a water wheel and make flour from wheat; it could drive a piston up

and lift a heavy weight; or it could even spin a turbine generator and actually make electricity.

If we put a small hole in our tank, there will be a high resistance to water flow and not much work will get done. That's exactly what happens when you plug in an appliance that doesn't draw much wattage, perhaps a 100-watt light bulb.

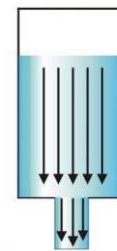
#### Low resistance to flow

But, put in a larger hole and there will be a lot more water flowing since there will be less resistance to current flow. And,

of course, all that extra current can be used to do even more work.

For instance, a 1,000-watt space heater needs 10 times the current flow of a 100-watt light bulb since it's drawing 10 times more wattage, and that means 10 times the work is getting done.

Therefore, just like the difference between the stream of water from your faucet and the flow of water coming over Niagara Falls, more current and pressure equals more work getting done.



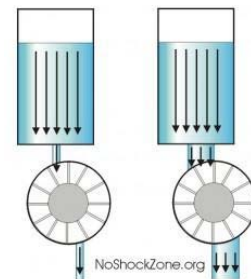
A large pipe lets a lots of water flow and more work gets done

NoShockZone.org

#### Wattage is power

The same thing happens in your electrical outlet. Plug in an appliance with a high resistance to current flow (a small hole) and not much current will flow, like the left side of the illustration.

The turbine won't be spinning very fast and can't do much work. However, plug in something with a low resistance (large hole) to current flow, like the right side of the illustration, and a lot more current will flow. In this case, the turbine will spin much faster and can do much more work.



High Resistance = Small Wattage

Low Resistance = Large Wattage

NoShockZone.org

That's the basis of all electrical circuits, and how a power outlet "knows" how much wattage an appliance needs.

Appliances that need a small amount of power like a 100-watt light bulb will have a small electrical hole (with high resistance to flow), figuratively speaking, while other appliances, like a 1,500-watt griddle that needs much more power, will have a larger electrical hole (with low resistance to flow). That built-in electrical resistance is part of the original design of the appliance, but that's for a future article

#### Inventor alert

It takes voltage (electrical pressure) and amperage (electrical current flow) to get any work done. And that work is defined in a unit of measure called the Watt.

And like many cool discoveries are named after a famous scientist or inventor, in this case it's named for James Watt, the inventor of the practical steam engine which started the industrial revolution.



James Watt

We're not going to bore you with all the theory, but everything from horsepower to air conditioning BTUs to burning candles can be described in watts of power.

*Continued on next page...*

## No~shock~zone, continued

### Basic math

Here's the basic formula, which we'll also use later. Volts times Amps equals Watts ( $V \times A = W$ ). This formula implies that if your electrical outlet is putting out 120 volts and the appliance is drawing 10 amperes, that's 1,200 watts of power that's going somewhere. Again, we'll use this simple formula later for some more calculations, but for now we'll use it just once to calculate how much wattage (power) is available from 20, 30 and 50 amp campsite outlets.

- ✱ 20 amps times 120 volts equals 2,400 watts
- ✱ 30 amps times 120 volts equals 3,600 watts
- ✱ 50 amps times 240 volts equals 12,000 watts (6,000 watts per 120 volt leg)

That suggests that if you're plugged into a 20-amp receptacle at a campsite, you can turn on up to 2,400 watts of appliances in your RV before you exceed 20 amps of current flow and trip the circuit breaker in the pedestal.

If you're plugged into a 30-amp receptacle, you can turn on up to 3,600 watts of appliances before you trip the breaker.

And if you're plugged into a 50-amp 120/240-volt receptacle, you can turn on up to 6,000 watts of appliances on each leg of your power system for a total of 12,000 watts.

### How much wattage?

How do you know how much wattage each appliance needs? Well, there are at least two ways to find out.

First, you can look at any appliance to find a wattage usage statement someplace on the back panel. For instance, a 1,200-watt hair dryer draws 1,200 watts. A 1,500-watt electric skillet draws 1,500 watts. Turn both on at the same time and it adds up to 2,700 watts. Now, if you're plugged into a 20-amp outlet you've exceeded the 2,400-watt capacity of that circuit and you'll trip the breaker in a few seconds. There's a bit of a time delay that gives you a few seconds of grace before the breaker trips, but trip it will. Those same two appliances, however, would run successfully on a 30-amp outlet since that can provide 3,600 watts of power. And of course, a 50-amp 120/240-volt outlet can produce 6,000 watts per leg, so it would be just fine with a hair dryer and electric skillet at the same time.

### Make a list

Jot down a list of everything you've got in your RV that's electrical and find its current draw. A string of 20 Christmas lights with 7-watt bulbs will draw 20 times 7, which equals 140 watts. And a 1,000-watt slow-cooker might draw pretty close to 1,000 watts when on the high power setting, but much less when it's turned to low simmer mode, maybe only 200 watts or so.

This all seems pretty simple until you start calculating wattage from non-heating appliances. A typical television might draw 100 watts of power, and that laptop computer might draw 50 watts from its power supply, which all seems simple enough. But motor-based appliances like your air conditioner or refrigerator will draw a peak of many times their rated wattage just to get things spinning inside. More on this in a later article, but that's why generators are always more

finicky about starting an RV air conditioner compared to an electrical outlet that's connected to the power company. The circuit breaker in a campsite pedestal is much more forgiving of a temporary overload, while a generator will try to protect itself and shut off the power if its peak wattage draw is exceeded for even a fraction of a second.

### Measure it

The second way to find out how much current an appliance draws is to actually measure it. You can get a device called a Kill-A-Watt on Amazon for \$25 that will allow you to plug in your appliances one at a time and actually measure how much wattage they're drawing from the outlet. That's also a good way to find out if your electrical conservation efforts are paying off by purchasing more "green" appliances.



It will also allow you to discover all sorts of things about lost power in appliances. For instance, a microwave rated for 700 watts of cooking power (not the wattage usage number stated on the back panel) probably draws 1,000 watts or more from the power line. Where did those [additional] 300 watts of power go? Well, that discrepancy is due to the inefficiencies of the microwave generating process. Those other 300 watts turn into heat within the cabinet, which must be vented as warm air. You may not worry much about this until you find that those extra 300 watts put you over the edge and you trip a circuit breaker trying to run the 1,200-watt coffee pot and 700-watt (actually 1,000) microwave at the same time your refrigerator compressor kicks in.

The big wattage item in any RV is the air conditioner, which draws a lot of peak amperage on startup. Therefore, when all the currents add up beyond the capability of the circuit breaker and power cord, the circuit breaker trips and it's lights out, literally.

### How much is too much?

A good rule of thumb is not to exceed around 85 percent of your wattage capacity (simply add up the appliances you'll turn on at the same time). That means that a 20-amp receptacle that can produce 2,400 watts of power probably should not be used to draw more than 2,000 watts continuously. That adds some extra pad for appliances that need a little extra "kick" at startup.

The same rule applies to a 30-amp outlet that can produce 3,600 watts. Try not to run more than 3,000 watts of "planned" wattage and you probably won't trip the incoming circuit breaker. A 50-amp 120/240 receptacle has enough wattage to run a small house, which is exactly what you're doing. They can easily handle 5,000 watts per leg without tripping.

Of course, some of you will want to squeeze every last watt out of the campsite pedestal; in that case, make sure you use a heavy enough extension cord that's as short as possible from the RV to the campsite receptacle.

*Continued on next page...*

## No~shock~zone, continued

### Breaker, breaker ...

What happens if you pull too much wattage from a campsite receptacle? If you've sized your extension cord properly and the campsite has wired everything correctly, you'll simply trip the circuit breaker. That's exactly the job it's supposed to do and nothing should be harmed from the shutdown.

However, if you have an air conditioner running at the time of power outage, know that it needs around 2½ minutes for the compressor to lose its pressure and allow it to restart properly. Therefore, give things a few minutes to rest while you turn off your appliances. Then reset the circuit breaker by turning it all the way OFF first, then flipping it to the ON position. If it holds in the ON position properly, you probably just had a momentary overload. However, if you smell something burning or the circuit breaker trips off again immediately, stop what you're doing and get an electrician to find out what's wrong with your rig. Don't keep flipping a breaker ON that keeps tripping OFF, as there's certainly something wrong that can cause additional electrical damage to your RV's appliances if you keep applying power. We call that a "smoke test" and you really don't want to go down that path.



### Quick tips

- ✦ A 20-amp service can supply 2,400 watts
- ✦ A 30-amp service can supply 3,600 watts
- ✦ A 50-amp 120/240 service can supply 12,000 watts (6,000 watts per 120-Volt leg)
- ✦ Plan not to exceed 85 percent of the receptacle wattage rating or you may get circuit breaker tripping.
- ✦ If you turn on a circuit breaker and it trips right away, contact an electrician immediately to find out the cause of the problem.

### Future shock

Part eight of this series will cover GFCI (Ground Fault Circuit Interrupter) outlets and breakers, so stick around.

### Feedback

After you've read this article, take a trip over to [www.noshockzone.org](http://www.noshockzone.org) and send us your comments and suggestions. We'd love to know how we're doing with this important project. ❖

© 2010, Mike Sokol. All rights reserved. Reprinted with permission. Mike is the chief instructor for the HOW-TO Sound Workshops ([www.howtosound.com](http://www.howtosound.com)) and the HOW-TO Church Sound Workshops. He is also an electrical and professional sound expert with 40 years in the industry. Visit [www.noshockzone.org](http://www.noshockzone.org) for more electrical safety tips for both RVers and musicians. Contact him at [mike@noshockzone.org](mailto:mike@noshockzone.org).



Past prez  
Marshall Godwin

## Past president requests our action

At this year's southeast region rally, we were very fortunate that Fleetwood allowed their RV techs to remain and provide service to our Discoverys. Here is the address to send a thank-you note to Fleetwood for their rally support: [fleetwoodmhservice@fleetwoodrv.com](mailto:fleetwoodmhservice@fleetwoodrv.com). **Randy Hendricks** was the team leader. It would be good to recognize your particular tech if you remember his name. It would also be good to let them know how much you would appreciate their support at next year's southeast region rally, which immediately follows the FMA rally at Lazydays in Seffner, Fla. This is important. Please take a minute to send a thank you note. ❖



Executive VP  
John Curtis

## Executive vice president reports on his travels

I just returned from Lazydays in Florida where the southeast region rally was held. **Ron Wacker** and his crew did an excellent job. *Camp Discovery* was informative and, as usual, included many handouts as well as a question-and-answer period. One particular seminar, put on by Lazydays, covered renovation and remodeling of motor homes. They have a new flooring product called Luxury Vinyl Tile that can be installed in motor homes. It is not glued, nailed nor interlocked; it simply adheres to the floor and can be removed and reinstalled, if necessary.

Fantasy Tours was also on the schedule. Representatives gave a slide show and provided information on two tours, one to the Canadian Maritimes and another to Alaska. This session was also well attended. These were just a few of the activities or seminars on the schedule.

I give a big thank you to the Fleetwood techs for extending their stay at Lazydays. They did minor repair service on several DOAI member coaches. We enjoyed seeing old friends and making new ones. I give thanks to **Hank and Mary Ellen Desmarais** from New Hampshire, **Les and Valerie Whipple** from Ohio, and **Richard and Susan Keltner** from Tennessee for their enjoyable company at the dinners. I look forward to seeing everyone down the road somewhere. ❖



Webmaster  
Bob Cook

## Computer Corner

### Call for help

Since our co-webmaster is no longer with DOAI, **we really need someone to step up and volunteer to help with the website.**

If you are familiar with Dreamweaver (or BBEdit, just code in a text editor) and also Javascript and would like to help, let me know. I have a DOAI Webmaster Guide that I can share with you. We can also schedule a Teamviewer/Logmein session for more guidance. You will need MS Access. The only other thing you need is a strong

desire to help our members when they have problems.

### Email hijacking

Some of our members with Yahoo mail have recently had their emails hacked. (Note that SBCGlobal and other ISP's may also use Yahoo to provide their subscribers with email service.) Rather than taking up space in the newsletter, please read the article at [www.discoveryowners.com/emailhijack.asp](http://www.discoveryowners.com/emailhijack.asp). This will help you avoid email hijacking, and also provide advice on what to do if you get hijacked. ❖

## Feeding the RVer

If you participated in the "Mugs & Muffins" event at the 2011 national rally, you may have tasted the scrumptious pecan pie muffins made by **Susan Love Kimbrell**. She graciously provides the recipe for all of us to enjoy. Susan wrote: "This is a super easy recipe and no mixer is required."

### Pecan Pie Muffins

Preheat oven to 350° F. Use Pam® spray or Joy® flour spray or foil muffin cups. Susan sprays hers with Pam first, and then uses the Joy flour spray; she does not use muffin liners, and they come out fine. This single recipe will yield 7-8 medium size muffins; she doubled it to make 15 muffins.

1 cup light brown sugar, packed  
2 eggs, beaten

½ cup all purpose flour  
⅔ cup butter, softened

½ cup chopped pecans



Stir together brown sugar, flour and pecans. In a separate bowl mix eggs and butter until combined. Mix all ingredients together by hand. Fill muffin tin cups ⅔ full and bake 20-25 minutes (Susan bakes hers 22 minutes exactly in her oven in the RV and at home). ❖



Tire expert  
Roger Marble

## Do you need to balance your motor home tires?

There is some controversy on this topic. Some insist it is not necessary, while others say you should always have your tires balanced. Here are my thoughts:

If you are not experiencing any vibration of your seat, through the floor boards or in the steering wheel due to the imbalance of your front end components, I see no reason to spend the money to have your tires balanced. Now, if you have some vibration, one of the first things you need to do is to try and identify the cause. Is it due to tire wheel assembly imbalance and not some other front end component or source? To learn the answer, you need to do a little investigation and give a little thought to what you discover.

Vibration can be due to a number of different sources and, depending on when and where you feel the vibration and if you can make the level or frequency change, you will know what the possible source is.

Do you have a large generator up front as normally found in a "pusher" Class A? Does the vibration change or go away when you run or turn off the generator? If so, then one of the areas I would first look into is the generator mountings. This can include the rubber bushings that attach the generator to the

frame around it. Are the bushings old?

Remember the general advice to change your tires when they get to be 10 years old? Well, motor mounts are also rubber and that rubber can age or get oil soaked and sometimes even tear. Spend a few minutes with good lighting and check each mount to be sure the bolts are tight and the rubber appears to be in good condition and not overly soft or hard. If your generator can slide out for service, be sure the mounts of the slide frame are firm when the generator is locked in place for travel.

Next ask yourself: does the co-pilot feel the vibration or just the driver? Is the vibration felt mostly through the steering wheel? Does the wheel just "buzz" or does it oscillate back and forth? Steering wheel motion can many times be traced to worn steering components, so you need to do a thorough inspection of the steering shaft mounts, steering box and all the links that go to the front suspension.

Moving on, when there is vibration felt through the floor and possibly the seat when both the driver and co-pilot can feel it, does the vibration feel most pronounced at low speeds or above say 40 mph? Low speed vibration can many times be caused by tire "flat spots." A flat spot is a localized condition where a tire has taken a set from long-term parking and can be more pronounced when the tire was parked when it is hot.

*Continued on next page...*



## Balance motor home tires?, continued

Driving on a tire that has a large flat spot sometimes is noticeable at less than 10 mph. Also sometimes a flat spot can go away after 30 minutes to an hour of highway speed driving after the tire warms up. You can minimize flat spotting by ensuring you are carrying more than the minimum inflation needed to carry the load. If you are going to park for a few weeks or more, I would recommend you inflate your tires to the max pressure shown on the tire sidewall. If you have the ability to remove some of the load on the front tires, that will also decrease the tendency to flat spot. Balancing a flat spotted tire will not solve the ride problem. Remember, it is possible to balance a cinder block, but I doubt you would ever get a smooth ride driving on one. Old worn shocks can allow normal short-term flat spot vibration to get to the passengers, so you might need new or better shocks.

Another possible source of floor vibration with front engine motor homes when not felt through the steering wheel could be problems with the drive-shaft, U-joints or support bearing. These can be checked by any truck service company and with smaller Class-C units possibly a large Ford or Chevy dealer depending on the manufacturer of the original cutaway van chassis.

High speed vibration that changes as you increase speed does point to a rotating component. This is not always just the tire as the imbalance could also be the wheel or the brake drum/rotor or hub, or even a wheel not properly centered on the hub. The rim hub fit should look as seen in this picture.



Also, your tire might not be properly centered on the wheel. One thing you can check yourself is tire centering on the wheel. Most tires have what is sometimes called a "rim centering rib."



This is a feature molded on the sidewall which should be visible just above the rim and uniformly spaced around the tire.



If you see variation in the RCR to rim spacing, you need to have the tire inspected and possibly de-seated and re-inflated to ensure the tire is concentric with the wheel. The tire shop that mounted the tire is responsible for ensuring the tire is properly seated. You should not attempt to fix this yourself as it requires the use of a tire safety cage.

Another thing to check is the run-out of the tire. This should be less than 0.035". If there is more than this, then you need to fix the centering or mounting issue that is probably causing the run-out. If all the components are properly centered, then you might need to have the tire trued if the vibration is a real problem. Remember that cinder block.

If all else checks out, then I suggest you have an on-vehicle balance done as this will identify any imbalance in the rim, hub, brakes or tire. Off-vehicle balance does not confirm the brake drum/rotor and wheel mounting or hub is in balance.

If you need to have the rotating assembly balanced, external weights are usually used and may be needed on both the inside and outside of the rim to achieve full dynamic balance. If you choose to have the tire balanced by adding one of the products to the inside of the tire, be sure to get a full warranty, in writing, that the balance material used will not damage the wheel, tire, valve or TPMS. If you use one of these products and have a TPMS valve, you will also need to purchase a special valve core to prevent the material from plugging the small sensor hole.

I hope this clears up any confusion on how to achieve a smooth ride.

### Links

On the next page are some links with more information. **Note:** I am not recommending any of these companies or products. Just showing you that a quick Google on truck tire truing will find the options available to you.

*Continued on the next page...*

## Balance motor home tires?, continued

Garden Spot: [www.gardenspotframe.com/tiretruing.htm](http://www.gardenspotframe.com/tiretruing.htm)

Cook Tire: [www.cooktire.com/](http://www.cooktire.com/)

Truck Mod Central:

[truckmodcentral.com/forums/showthread.pho?t=7000](http://truckmodcentral.com/forums/showthread.pho?t=7000)

Keen Transport:

[www.keentransport.com/services/truck-maintenance](http://www.keentransport.com/services/truck-maintenance)

© Roger Marble, 2012. Reprinted with permission. Before retiring, Roger Marble spent 40 years in the tire industry, working for a major manufacturer developing tires for appli-

cations in North, Central, and South America. During his career, he worked on many kinds of tires – heavy truck, passenger, light truck and Indy-car types. Roger’s blog, “RV Tire Safety with Roger Marble,” is a top-notch informative posting found at [www.rvtiresafety.com](http://www.rvtiresafety.com). You can sign up to receive his blog postings right in your email inbox at no charge. The website carries all his previous blog postings which make very interesting reading to anyone concerned with the tires on their RV, car, truck, or trailer. ❖

## DOAI president announces membership initiative and website content

### Membership initiative

Last Fall, I began conversations with Fleetwood senior management requesting their support for DOAI membership initiatives. As a result, they assisted in our January initiative (more information later in this column). In addition, they are providing us with more useful contact information to help us contact Discovery buyers. We are also discussing a couple of other ideas for later.

In the January initiative, I addressed every Discovery dealer, inviting them to join our sponsoring dealer network. Those who agree to pay the first year’s dues for buyers are listed in every issue of *Discovery Express* and highlighted on our website. This is very inexpensive for dealers and results in new DOAI members.

### Discovery brochures

Thanks to **Bob Soltwedel**, vice president for development, we now have permission to post all Fleetwood Discovery brochures and flyers on our website! This will be a very nice historical record of every model Discovery ever built. All of them are there, including 1997 and 1998 (which do not appear on Fleetwood’s site). Go to [www.discoveryowners.com](http://www.discoveryowners.com) and find your Discovery year’s brochure. In some years, there is also a flyer available. We will add to the list as the years go by. ❖

Report submitted by John Baker

## Simple exercises to loosen up your body during a long drive

Long drives are stressful to the body, especially if you are a snowbird migrating south for the winter. You can easily spend days driving long distances in your RV. Without stopping occasionally to stretch your legs, you are likely to experience pain and stiffness on your neck, shoulders and back at the end of a long-haul day. You may also feel some strain in your eyes accompanied by a headache. More often than not, you will also see some swelling on your calves and ankles.

If you make a habit of driving long distances without pulling over for short rests from driving, the strain can affect your health in the long run. You can prevent this from happening by taking frequent breaks and by exercising during those breaks. Here are eight simple exercises that you can do when you pull over at any gas station, rest stop or for a meal break.

### Exercise 1: Ankle rolls

Ankle rolls are great for restoring proper blood circulation in the feet, ankles and legs. This exercise helps redistribute whatever blood and fluids that may have accumulated in your ankles and legs while you are sitting in your RV.

**Step 1:** With one hand, hold on to something so you can keep your balance and you won’t topple over. It can be a door handle on your RV, railings or a nearby post. Put your other

hand on your waist.

**Step 2:** Lift your right leg and bend it slightly at the knee so your foot is a few inches off the ground.

**Step 3:** Rotate your foot at the ankle slowly in a clockwise direction. Make eight complete rotations and then roll your ankle for eight more counts, this time in a counterclockwise direction.

**Step 4:** Put your right foot down and repeat steps 2 and 3 with your left foot.

### Exercise 2: Leg stretches

During long drives, it is common for you to experience stiffness and some contraction on your legs and thighs. These leg stretches will help relieve them as well as restore circulation to your legs.

**Step 1:** Place your right foot on the side of your RV or on the bumper of your vehicle. Make sure that your heel and toes are flat against the surface and your leg as straight as you can make it.

*Continued on next page...*

## Simple exercises, continued

**Step 2:** Bend forward and touch your toes with your fingertips, or at least try to. Extend your arm as far as you can until you feel the stretch at the back of your knee. Once you feel the stretch, hold it and count to eight.

**Step 3:** Put your right foot down and repeat steps 1 and 2 with your left foot

### Exercise 3: Calf stretches

Calf stretches are not only good for restoring blood circulation in the feet but are also great for preventing heel spurs. If you already have heel spurs, then these exercises will help you a lot in relieving the pain.

**Step 1:** Place the toes of your right foot on your tire.

**Step 2:** Lean forward and push against your foot until you feel the stretch behind your toes and on the arch of your foot. Hold this position for eight counts.

**Step 3:** Put your right foot down and repeat steps 1 and 2 with your left foot.

### Exercise 4: Waist twists

There are four benefits that you can get from waist twists. First, the flailing will wake you up and make you more alert for the drive ahead. Second, your arms will get a good stretch after holding the steering wheel for so long. Third, the twists will help realign the vertebrae on your lower back as well as soothe the stiffness of the muscles in that area. Fourth, it will help energize the internal organs in your abdominal cavity so you can digest your food properly.

**Step 1:** Find a spot where you have a good space around you and where you are not likely to hit something or someone.

**Step 2:** Stand with your arms relaxed at your sides and your knees slightly bent.

**Step 3:** Twist from your waist to the right and let your arms swing loosely about you. Then twist to the left with your arms

still swinging.

**Step 4:** Repeat the twists for 16 counts, eight to the right and eight to the left.

### Exercise 5: Back arches

Back arches can do three things for you. It can relieve the back pain that naturally results from sitting on the driver's seat for hours. It can also improve your flexibility. Lastly, it will help tone your abdominal muscles.

**Step 1:** Stand two or three feet away from the side of your RV with your back towards it.

**Step 2:** Lift your arms above your head.

**Step 3:** Bend backward and try to reach the side of your RV with your hands until you feel the stretch on your back and shoulders. Hold your position for eight counts.

### Exercise 6: Shoulder rolls

Shoulder rolls relieve the stiffness on the shoulders. It also helps soothe pain on the neck and upper back.

**Step 1:** Stand with your back straight and your head held high.

**Step 2:** Roll your shoulders backward for eight counts.

**Step 3:** Roll your shoulders forward for eight counts.

### Exercise 7: Neck rolls

Rolling the neck not only eases the stiffness of the neck and shoulder muscles but also allows blood to circulate back to your head.



Taking short breaks for exercise will help a lot in relieving the stress of long drives

*Continued on next page...*

**TOM RAPER RVs**  
Midwest's #1 Dealer

**EXCLUSIVE HOME OF THE DISCOVERY LE**

Aqua-Hot now available on all new Discovery LEs – only through Tom Raper RVs  
Visit [www.tomraper.com](http://www.tomraper.com) for our complete inventory on new and pre-owned Discoverys

**Barry Burdette — 937.472.8481**

800.727.3778, ext. 1333

765.962.1572 fax

[bburdette@tomraper.com](mailto:bburdette@tomraper.com)



2250 Williamsburg Pike

Richmond IN 47374

I-70 Exit 149A

**TOM RAPER RVs: A membership sponsor of Discovery Owners Association, Inc.**

## Simple exercises, continued

**Step 1:** Relax your neck and let your head fall forward. Imagine your head as a ball moving on its own momentum.

**Step 2:** Let your head roll in a clockwise direction. Make sure you are moving your head slowly and gently so you won't feel dizzy or strain a muscle on your neck. Make four complete rotations.

**Step 3:** Repeat step 2 in a counterclockwise direction.

### Exercise 8: Eye rolls

Keeping your eyes on the road for hours can strain the eyes and affect your vision. By exercising the eyes, you get rid of the pain of eyestrain as well as prevent serious vision problems in the long run.

**Step 1:** Remove your eyeglasses if you're wearing them. Keep your head still and don't move it while doing this exercise.

**Step 2:** Look up and blink slowly for four times.

**Step 3:** Look to your right and blink again for four times.

**Step 4:** Look down and make four blinks.

**Step 5:** Look to your left and make another four blinks.

**Step 6:** Look up once more for another four blinks.

**Step 7:** Repeat step 5, then step 4, and then step 3.

**Step 8:** Close your eyes for ten counts.

Aside from these simple exercises, you can also bring with you small, portable exercise equipment like dumbbells and exercise balls so you won't miss out on your workouts while you are on the road. You can also buy stress relief toys such as stress balls to help relieve the stiffness of the hands and arms after driving long distances.

Driving long distances in your RV without taking any breaks can cause stress and strain to the body. Especially for RV snowbirds, doing this habitually will affect your health. But by taking short breaks from driving and doing a few simple exercises during these breaks, you will minimize the beating your body gets from these long drives. These exercises will also improve your health in the long run. ❖

Written by Anna Sibal ©2012  
[www.campingroadtrip.com](http://www.campingroadtrip.com)  
 Reprinted with permission.



## Slide not sliding?

There have been several posts on the DOAI egroup focusing on slide problems. One problem with the slides not retracting/extending can be with the slide rocker switches themselves.

In 2010, I purchased five sets of switches from Mouser Electronics and to date I have used them up between my coach (2005 39L) and other DOAI members' coaches. This indicates that there is a reliability issue with the switches that came with our coaches.

Replacing them does not improve the retracting speed/stalling of the slide, but does solve the problem of them intermittently stopping or not moving without multiple pushes of the switches. The reason they do not have any effect on the slide motor speed, or its torque, is that the switches only control the coils and not the contacts for the relays that apply the 12V to the slide motor.

The company/distributor that supplied the original switches is out of business, so I found CW Industries makes direct substitutes. The SPDT (slide selector switch) is part number GRS-4012-1600 (Mouser part number 629-GRS401216) and the DPDT (In/Out switch) is part number GRS-4023C-1300 (Mouser part number 629-GRS4023C13). Installation note: even though these switches have push-on tabs; Fleetwood chose to solder the wires onto the switch. ❖

*Report submitted by Bob Soltwedel*



## Thoughts and prayers

We extend heartfelt sympathies to **Linda MacDougald**, whose husband, **Ron**, died; to **Kenneth and Alice Stanley**, who lost their son, **Anthony**; to **Bob Ballew**, whose wife, **Edie**, died; to **Joyce Johnson**, whose father passed away; and to **Rose Smith**, whose husband **Sanford (Smitty)** passed away after surgery. Please remember them in your prayers.

Get well wishes go out to **Jim Pellow**, who suffered a stroke in early February; to **Grant Johnson**, diagnosed with cancer; to **Alice Ricciardi**, being treated for follicular lymphoma; and to **Carl Dykman**, who spent several days in the hospital recently with extremely high blood pressure.

Once again, please remember to let **Nina Soltwedel** know when a DOAI member is ill or hospitalized, or there is a death in the family. Send her an email at [doaiexpress@discoveryowners.com](mailto:doaiexpress@discoveryowners.com). ❖

## DOAI free-to-members classified advertising

More information about Discoverys for sale (including photos) may be found at [www.discoveryowners.com/classifieds.htm](http://www.discoveryowners.com/classifieds.htm)

### Discoverys FOR SALE

**1997 36RS:** Awnings, power lev. sys., new roof, always garaged. Barry McMillion; [beajillmc@hotmail.com](mailto:beajillmc@hotmail.com) \$27,000

**2000 37G:** 38k mi, clean, no pets/no smoke, fully equipped, W/D, one owner. Chic Rideout; 352.598.6248 \$42,000

**2000 37V:** 78k mi, upgraded cabinetry, new flooring, roof recoated. Del Perry; 775.424.0745; [delperry@gmail.com](mailto:delperry@gmail.com) \$49,000

**2002 37U:** 54k mi, clean, with Roadmaster Blackhawk tow package. Sam Hatcher; 850.387.0105; [samhatcher@cs.com](mailto:samhatcher@cs.com) \$61,500

**2002 38P:** Low miles, mint condition, garaged. Ray Martin; 813.642.9248; [franray1@verizon.net](mailto:franray1@verizon.net) \$70,000

**2003 38U:** 47k mi, excel. cond., no smoke/pets. Tom Jones; 918.691.5339; [tajfish@hotmail.com](mailto:tajfish@hotmail.com) \$69,500

**2003 39L:** 48k mi, new tires/batteries; full tile throughout. Sandy Fields; 830.632.9326; [thomfiel@earthlink.net](mailto:thomfiel@earthlink.net) \$80,000 OBO

**2003 39S:** 23k mi, new tires, new batts, tow system. Paul Haubner; 859.620.9927; [chaubner@zoomtown.com](mailto:chaubner@zoomtown.com) \$79,500

**2003 39S:** 69k mi, no smoke/pets, new tires at 60k mi, always garaged. Terry Blocker; 484.695.0873; [tbrv@ptd.net](mailto:tbrv@ptd.net) \$74,000

**2004 39L:** Fully maintained, new batts/alt., range/oven. Gary Kisling; 503.805.0268; [gary@garykislingcpa.com](mailto:gary@garykislingcpa.com) \$89,900

**2004 39S:** 43k mi, garaged, no pets/smoke, front bra. Max Beidler; 731.431.3126; [maxbeidler@charter.net](mailto:maxbeidler@charter.net) \$89,999

**2005 38U:** 32k mi, renovated throughout, HD TVs. Dave Price; 850.591.4246; [hoosierdaveprice@yahoo.com](mailto:hoosierdaveprice@yahoo.com) \$89,500

**2005 39L:** 55k mi, new tires/batts, no smoke/kids. Sue Garten; 847.366.8888; [srgarten@netscape.net](mailto:srgarten@netscape.net) \$100,000

**2005 39S:** 24k mi, new tires with 1.5k mi, new start batteries. Virgil Newton; 509.429.1213; [noot62@gmail.com](mailto:noot62@gmail.com) \$89,500

**2006 39C:** 22k mi, new batts, new TracVision. Ed Stanley; 415.722.7876; [eandahmb@aol.com](mailto:eandahmb@aol.com) \$109,500

**2006 39L:** 25k mi, garage kept, W/D, full awnings. Randy Smith; 423.956.4249; [dlhsmith@hotmail.com](mailto:dlhsmith@hotmail.com) \$124,900

**2006 39L:** 26k mi, Sleep Number bed, Macerator, non-smokers. Paul Geist; 248.778.7673; [pjgeist1@yahoo.com](mailto:pjgeist1@yahoo.com) \$117,900

**2006 39S:** 41.5k mi, new tires, new batts, DW, WD, loaded. Bill Burns; 417.827.3962; [bill.burns@sbcglobal.net](mailto:bill.burns@sbcglobal.net) \$121,500

**2007 39L:** 24k mi, outside enter. center, no smoke/kids. Richard Rehmer; 660.988.0299; [barehmer@yahoo.com](mailto:barehmer@yahoo.com) \$127,900 OBO

**2008 40X:** 19k mi, front kitchen, LCD-TV, many options. Gary Hayes; 605.321.0237; [garyhys@yahoo.com](mailto:garyhys@yahoo.com) \$151,000

### RV-related items FOR SALE

**Rear wheel cover:** 2001 D, 47¾" wide, 31⅝" high. Robert Wilkins; 419.753.2502; [nkvet@nktelco.net](mailto:nkvet@nktelco.net) \$250 + shpg

**J lounge:** 2002 38D, lt. grey, 72" long, near perfect condition. Harry Spencer; [hws2lms@yahoo.com](mailto:hws2lms@yahoo.com) \$300

**Stabilus gas spring lifters** for 2006 inside cab over door, w/brackets, new. Ron Hines; [ronhines@juno.com](mailto:ronhines@juno.com) \$25 incl priority shpg.

**Washer/Dryer:** Bendix model WDS1043M, never used. Henry Casey; 863.644.8503; [hcasey@juno.com](mailto:hcasey@juno.com) \$400

### RV-related items WANTED

**Fold-Out Hide-a-Bed:** Light tan leather for 2003 D. Jamie McCann; 559.469.3096; [mccannik@wildblue.net](mailto:mccannik@wildblue.net)

## DOAI applauds membership sponsors

DOAI is grateful to these fine dealers for supporting our club by paying for a year's membership for each purchaser of a **new or used** Discovery motor home:

DeMartini RV Sales	800.576.1921	<a href="http://www.demartinirv.com">www.demartinirv.com</a>
Lazydays	800.500.5299	<a href="http://www.lazydays.com">www.lazydays.com</a>
PPL Motor Homes	800.755.4775	<a href="http://www.pplmotorhomes.com">www.pplmotorhomes.com</a>
RV World	800.762.7448	<a href="http://www.rvworldyuma.com">www.rvworldyuma.com</a>
Tom Raper RVs	800.727.3778	<a href="http://www.tomraper.com">www.tomraper.com</a>



If you would like to join this elite group or have questions, details are available from DOAI Membership Director **Portia Williams**. Call toll-free 888.594.6818 or send an email to [doaimembership@discoveryowners.com](mailto:doaimembership@discoveryowners.com) ❖



## DOAI 2012 National Rally Discovery of the Saguaros

October 8 through October 13, 2012 (Depart October 14)  
 Lazydays RV Campground, 5150 S Country Club Rd., Tucson, Arizona  
 Latitude: 32.158864 – Longitude: -110.923433

### REGISTRATION FORM

Enter information as you want it to appear on your rally name badge

Pilot's last name \_\_\_\_\_ First name \_\_\_\_\_  
 Co-Pilot's last name \_\_\_\_\_ First name \_\_\_\_\_  
 Street \_\_\_\_\_ City, state/prov., ZIP+4/Postal code \_\_\_\_\_  
 Home phone \_\_\_\_\_ Cell phone/s \_\_\_\_\_  
 Email/s \_\_\_\_\_  
 Emergency contact/s \_\_\_\_\_ Emergency phone/s \_\_\_\_\_  
 DOAI # \_\_\_\_\_ DOAI region affiliation \_\_\_\_\_ Chapter affiliation \_\_\_\_\_  
 Need handicap parking? (Yes or No) \_\_\_\_\_ First national rally? (Yes or No) \_\_\_\_\_  
 Guest/s name, city, state \_\_\_\_\_

**REGISTRATION:**

**\$315.00** per coach with two adults (October 8 through 13) ..... \$ \_\_\_\_\_  
**\$235.00** per coach with one adult (October 8 through 13) ..... \$ \_\_\_\_\_  
**\$80.00** each additional person/child (October 8 through 13) × \_\_\_\_\_ person/s = ..... \$ \_\_\_\_\_  
**\$15.14** pre-rally (up to three nights beginning October 5) × \_\_\_\_\_ night/s = ..... \$ \_\_\_\_\_  
 Arrival date \_\_\_\_\_  
**\$15.14** post-rally (up to three nights beginning October 14) × \_\_\_\_\_ night/s = ..... \$ \_\_\_\_\_  
 Departure date \_\_\_\_\_  
**\$20.00** DOAI membership (if not already a DOAI member) ..... \$ \_\_\_\_\_

**OPTIONAL TOURS AND GOLF:**

Tuesday, October 9, Tour 1 – **Kartchner Caverns State Park** . . . . \$85.00 × \_\_\_\_\_ person/s = . \$ \_\_\_\_\_  
 Tuesday, October 9 – **Golf Tournament** (includes golf cart) . . . . . \$60.00 × \_\_\_\_\_ person/s = . \$ \_\_\_\_\_  
 Wednesday, October 10, Tour 2 – **Tombstone, Arizona** . . . . . \$75.00 × \_\_\_\_\_ person/s = . \$ \_\_\_\_\_

**MAKE CHECK PAYABLE TO: DOAI** Check Enclosed/Total ..... \$           

**MAIL CHECK AND REGISTRATION FORM TO:**

Nina Soltwedel, Registrar, 4736 Harwich St, Boulder CO 80301-4217

Questions? Contact Nina – 303.530.0775 (H); 303.570.2736 (C); [nina.soltwedel@gmail.com](mailto:nina.soltwedel@gmail.com)

**REGISTRATIONS MUST BE RECEIVED BY FRIDAY, SEPTEMBER 21, 2012**

Full refund cancellation may be made up to Sept. 21, 2012 – **AFTER SEPTEMBER 21 – NO REFUND**

**→ → → KEEP A COPY FOR YOUR RECORDS ← ← ←**

You will receive a confirmation of your registration via email from Registrar and a packet of important parking information from Lazydays Tucson.

## 2012 national rally notes

Updates to the information on this page, as well as announcements of additional events, will be posted on the DOAI website. Check it regularly. We want everyone to be fully informed about all facets of the celebration as together we make a **Discovery of the Saguaros!**

### ☼ Two quilts are in progress for the rally

A group of 15 DOAI women have volunteered to make two quilts to be raffled off at the national rally. This will be the third year that the quilters have raised money to be given to a local charity. The raffle tickets will be sold during the week of the rally and the proceeds will be given to a charity in the Tucson area. **Kathy Baker** (kabakes@gmail.com) is organizing the circulation of the quilts and **Judy Bruton** (harry@bruton.com) will be bringing the finished quilts to the rally and organizing the raffle sales. If anyone would like to help out at the rally in selling the raffle tickets, please contact Judy Bruton.

We extend thanks to **Donna Barker** who, as in previous years, created the center block of each quilt to set the theme. We hope to have photos of the in-progress quilts in the July issue of *Discovery Express*.

### ☼ Lazydays check-in and check-out policy

As noted on the registration form, we have the option of arriving up to three nights before the rally opening day (October 8), and staying up to three nights after the rally closing (final night October 13). Lazydays' policy is: Check-in time is 1 p.m. and check-out time is 11 a.m.

### ☼ Tours and golf information

**Tour 1: Kartchner Caverns State Park, Benson, Ariz.** Home to the world's most extensive formation of brushite moon milk, the first reported occurrence of "turnip" shields, the first cave occurrence of "birds nest" needle quartz formation, and many other unusual formations such as shields, totems, helicites and rim stone dams. The tour lasts approximately four hours. Included in the fee is round trip on the bus with a knowledgeable guide on board for the day, admission, authentic Mexican lunch buffet, soft drinks and bottled water on the vehicle, tax and gratuity.

**Tour 2: Tombstone, Ariz.** Billed as "The town too tough to die," Tombstone is one of the most notorious western towns immortalized by the famous gunfight at the OK Corral. You'll see landmarks such as the Crystal Palace, a favorite watering hole for Wyatt Earp, his brothers, and Doc Holliday; visit Boot Hill cemetery, the courthouse, then head into town to roam the streets of Earp and the Clanton brothers, visit the Bird Cage saloon, which is the oldest standing adobe structure in Tombstone. The tour lasts approximately six hours. Fee includes round trip travel, knowledgeable guide, soft drinks and water onboard, tax and gratuity.

**Golf Tournament:** While the exact course has yet to be decided, the fee is set at \$60 per person, and that includes a cart. As soon as a location is determined, we will post it on the DOAI website. ❖



## Paid classified ad

**The Ultimate Hub Tool:** This tool is used to remove Freightliner's chassis hub nuts on coaches with Alcoa rims. It saves the hubs from unforgiving channel locks and pipe wrenches, plus allows you to remove hubs for cleaning and polishing. The only molded hub tool that indicates the proper direction for removal of the hubs. Contact Frank Cason, 1917 Stone Dam Rd, Chuckey, TN 37641, 423-552-5257, cason.frank@gmail.com. \$13 incl. s/h. You can order on the Internet at [cgi.ebay.com/ebaymotors/ws/eBayISAPI.dll?ViewItem&item=130560631655#ht\\_500wt\\_1182](http://cgi.ebay.com/ebaymotors/ws/eBayISAPI.dll?ViewItem&item=130560631655#ht_500wt_1182)

## A word of warning to all RVers

Your editor received an email recently, recounting a disastrous experience by a DOAI member when their Discovery coach caught fire. In hopes that what **Donna James** shares will prevent anyone from experiencing such a catastrophe, here is her note:

"I want everyone to be aware of the danger of fires caused by the Norcold or Dometic refrigerators that are in all recreational vehicles.

"We had a 2007 39V Fleetwood Discovery motor home. On December 22, 2011, my husband went to our shop where the coach was kept. He saw smoke above the shop and immediately opened the small walk-through door. He noticed the light above the coach was melted and had dropped down. Then he saw flames in the area of the refrigerator inside the coach.

"He opened the overhead door to try to get our other vehicles out and the fire spread throughout the



coach. [Leon] got our Jeep Wrangler out and was trying to get our 2006 Chevrolet diesel pickup out when the fire spread throughout the building.

"We lost our pickup that I just mentioned, our 22-foot Galaxy boat, our 2010 800 Polaris Razor ATV, and our son's Holiday Rambler 37-foot motor home. We also lost all of our tools and equipment for working on trucks and changing truck tires. We had damages to a 1963 Willys Jeep pickup and all of the surrounding buildings.

"People need to be sure and turn their refrigerator off when the coach is not in use. Our refrigerator was turned on, and our coach was plugged into 110. There had been a recall on the refrigerator and we had had it fixed. The fire investigator said to always turn off the refrigerator when you are not using the coach. People also need to know where the escape window is in the bedroom, and they need to have a plan in case of fire." ❖

## Discovery Owners Association, Inc. membership application

**Welcome** to the premier non-profit organization for owners of Discovery motor homes by Fleetwood RV, Inc. DOAI is an organization intended to foster social opportunities and information exchange among all members.

**Dues** are \$20 for the first year (includes one-time \$4 administrative fee); \$16 for one-year renewal; \$45 (\$49 new members) for three years; \$75 (\$79 new members) for five years.

**PLEASE...PAYABLE IN U.S. FUNDS ONLY!**

*Questions? Call toll-free 888.594.6818*

**Mail** the form below with your check payable to *Discovery Owners Association, Inc.* to:

**Portia Williams, Membership Director**  
**PO Box 95**  
**St. George UT 84771-0095**

**Join/renew online at [www.discoveryowners.com](http://www.discoveryowners.com)**

Last Name \_\_\_\_\_ First \_\_\_\_\_ Spouse/Partner Name \_\_\_\_\_

Address \_\_\_\_\_

City, State/Prov., ZIP+4/Postal Code \_\_\_\_\_

Home Telephone \_\_\_\_\_ Cell Telephone \_\_\_\_\_

Email Address (*check box on right for electronic newsletter*) \_\_\_\_\_

Discovery Year/Model \_\_\_\_\_

Who recommended DOAI membership to you? \_\_\_\_\_

Check enclosed for \$ \_\_\_\_\_ representing (*check one*):  One year  Three years  Five years