



Discovery

EXPRESS

Vol. 6, No. 2

Spring 2004

In This Issue

About This Newsletter	2
Summary of Board Meetings	2
Paper Color Experiment	2
Money Talk with Mac	3
Meet the Board	3
DOAI Chapters	4
Yellow Discovery Update	4
Bluebonnet Bash Update	5
Red Hat Society Social	5
Region News	6
Chapter Happenings	7
Rallies Schedule	7
Great Membership News	9
Welcome New Members	9
Editor's Ramblings	9
Chapter Presidents Council	10
Feeding the RV'er	10
Surfing the Internet	10
Expert Help	10
Hot News on WiFi Hotspots	11
DOAI eGroup Conversation	11
Cell Phones	11
Another View of Navigation	12
SE Region Rally	13
Photos from Rally	13
In the Beginning	14
Member Profiles	14
Sedalia Rally Update	14
Freightliner Tips	15
One Man's Fix	15
You Can Run, But	16
Discovery "Souper Bus"	17
Campground Memberships	17
RV Safety Tip	18
Prevent Identity Theft	18
Discovery Modifications	19
More About Fraud	20
Hidden Hazard on Road	20
In-Your-Seat Exercises	21
SC Regional Rally Form	22
2004 National Rally Form	23
Membership Form	24



COMING UP IN 2004:
Additional modifications, traveling with pets, safety information, great recipes, traveling in Mexico and more!

President's Message

by Phil Yovino

When we had a super rally to open the new year at Lazydays RallyPark. The board members gave me a wonderful welcome and a baptism as president. We had such a good time, it took three meetings to get it done. I feel so good about that, I think we should do it again at our region rally in Montgomery, Texas at Havens Landing in April. Just kidding about the board meeting, but would really like to see all DOAI members there to enjoy this super great RV park. Havens Landing has to be one of the best. On that note, we, the members of the Discovery Owners Association, should try to make these great events, to show our support to those chapters that put on these events.

It takes a lot of time and energy to put a rally together; believe me. I know, or you can ask Pete Pizzano, Arnie Thompson, Ray Easter, John Baker and our founders, Jim and Dorothy Devine. First is to find a suitable location and then put all the committees together to insure a good rally, catering, entertainment, vendors, seminars, parking and things of interest for all...just a few of the things that have to be done. And as we go on and have rallies in different parts of our great America, we learn and have bigger and better rallies. If you weren't at Kennewick, Washington or at Lazydays, you missed it.

On October 5-9 of this year we're having our national rally, *Show Me the Ozarks*, in Sedalia, Missouri. This is going to be one exciting Discovery rally.

Southeast Region VP Jim Devine is Rally Master, and welcomes participation by anyone interested in helping with it. Region VP Dick Snyder is about to put together the first chapter in the North Central Region. So those of you in the central U.S., help Dick get started and become a charter member and join the fun.



The best way to show our thanks to the chapter members who put these rallies together is to come and support them. Each and every chapter member gives time, much effort and caring to insure the rally is a great success for everyone.

Already John Baker and his chapters in the Northeast Region are planning and putting together all the necessary components for the national rally in York, Pennsylvania, *Dutch Treat*, August 13-17, 2005. And I can tell you this, from what I've already heard from some Northeast members, they're out to put on one fabulous show. So let's all get together and make plans now to be there.

Our history tells us about 14 percent of our membership attends our rallies. I think we can improve on that; too many of our members missed out on some really great shows. There are other RV clubs that put member quotas on how many coaches can attend: we feel the more, the merrier.

In closing, let me say to all the chapter members who have been part of a regional or national rally, **Thanks!** ❖

Don't Miss These Rallies!

**South Central Region Rally, Havens Landing, Montgomery, Texas
April 21-24, 2004** (see page 22 for registration form)

**National Rally, State Fairgrounds, Sedalia, Missouri
October 5-9, 2004** (see page 23 for registration form)

*Quarterly Publication of Discovery Owners Association, Inc.,
an organization by and for owners of Fleetwood RV Discovery Motor Homes*

About This Newsletter

Discovery EXPRESS is published four times annually. **The deadline** for copy is the 20th of the last month in each quarter: March 20, June 20, September 20 and December 20. The editor can occasionally accommodate later submissions if notice is given ahead of time.

Member addresses and telephone numbers published in this newsletter are for members' personal use only. They are not to be used by or for other organizations, nor for special interest, business, commercial, educational, philanthropic, or political purposes.

Toll-free numbers for officers and chairmen are to be used only for DOAI business, and then wisely, since it is costly to DOAI to provide the numbers.

Every member is considered a reporter and as such, is encouraged to send in articles, hints and tips, and even questions and/or comments in the form of *Letters to the Editor* (we'll make every effort to get the answers).

Material for the newsletter may be sent via e-mail or via U.S. Post Office. Photos are welcome, and if sent via e-mail should be in either .jpg or .bmp format. "Regular" photos sent by snail-mail will be scanned and returned to contributors.

Discovery Express Editor

Nina Lee Soltwedel
4736 Harwich St.
Boulder, CO 80301-4217
888.786.2962
soltwedel45@hotmail.com

Please notify us when your address changes! Address changes should be sent to DOAI Membership Chairman. Newsletters cost 75¢ to mail; every returned newsletter costs us 83¢, and another 83¢ to mail it to the new address...a total of \$2.41.

Membership Chairman

MaryAnn Crowell
207 County Rd 3000
Lott, TX 76656-3828
888.594.6818
relxnt@aol.com

DOAI Website

www.discoveryowners.com

DOAI eGroup

www.groups.yahoo.com

Summary of Board of Directors Meetings

by Joyce Bednarczyk, Secretary

We had three Board of Directors meetings while at Lazydays with the following attendees at each meeting: Phil Yovino, President; Mac McIlvaine, Treasurer; Tom Fields, Executive Vice President; Pete Pizzano, Rally Master; Joyce Bednarczyk, Secretary; Garry Shirey, VP South Central; Jim Devine, VP Southeast; Dick Snyder, VP North Central; John Baker, VP Northeast; Nina Soltwedel, Editor, *Discovery Express*.



Phil Yovino presided over each meeting. Phil expressed appreciation and thanks to Pete Pizzano, former VP Southeast Region, and the Florida Rolling Gators for their work and presentation of a good rally.

Following is a consolidation of items discussed and action taken at the board meetings:

- ☉ **Discovery Express:** Print 2300 copies; mail 1500; 400 to Fleetwood to put in each new Discovery; 400 to be distributed to regional vice presidents for use as they think best (to dealers in their area or to prospective members). The next *Discovery Express* to be printed on white paper as a trial; let us know what you think.
- ☉ **Club membership:** How to prevent dropouts and retain current members. Board members to call dropouts for three-month period to determine reason for leaving. Action: we now offer 1-, 3- or 5-year renewal options at reduced fee: 1 year at \$16; 3 years at \$45; or 5 years at \$75. There will be a \$4 administrative fee for new members for the first year only.
- ☉ **Club chapters:** No limit to number of chapters in a region. Members can join any chapter, any region in compliance with chapter bylaws. Executive VP reported on meeting with chapter presidents, indicating their concerns on how to recruit new members and keep current members. They suggested officers and the general membership try to sit at tables other than with their close friends in order to get better acquainted and to make the first-time attendees feel welcome. Chapter presidents still want to sit in on board meetings. Action: Executive VP and/or his

alternate are to meet with the presidents as soon as possible following board meetings so they are informed immediately of board action.

- ☉ **National rally:** How to improve... more things of interest for women such as, craft classes, Red Hat Society, recipe exchange, etc. Offer CPR training or defensive driving class. Post schedule of events for rally on the Internet. Put two copies of schedule in the welcome bags. Encourage members to post emergency contact and health information in their coaches and in their wallets.
- ☉ **Secretary's report:** All board meeting minutes will be e-mailed to the president, and he will forward to all board members for their response, corrections or acceptance. The board meeting summary also to be sent to the president and board members for approval. President to advise of acceptance prior to publication in the *Discovery Express*.
- ☉ **Treasurer's report:** The treasurer submitted copies of the 2003 and 2004 budgets, income and expense statement and DOAI 2003 net worth statement. Approved as submitted. Proposed change to standing rule C, for membership chairman revolving fund of \$500 to cover expenses incurred during normal day-to-day duties of that office. Proposed resolution to remove Bob Baugh signature from and add Phillip Yovino signature to the two accounts with First Bank of Livingston, TX in the name of DOAI. Both motions carried. Annual audit of books conducted on January 29, 2004. Auditors declared the financial records were in good order and fairly represented the financial condition of the DOAI for the year ended December 31, 2003.
- ☉ **Northeast VP** submitted budget for national rally to be held in York, PA in August 2005. After discussion it was determined that it was a well-planned budget and appeared to be sound and reasonable. Motion passed to accept the budget. ❖

Paper Color Experiment

This issue comes to you printed on white paper. Do you prefer the white over the cream used in previous issues? Would you like to see us return to the cream color?

Please e-mail the editor as soon as possible to register your vote on the paper color for the newsletter. We want to hear from you! ❖

Money Talk with Mac



2003 Income and Expense

INCOME

Grants	\$ 5,000.00
Interest Income	334.69
Lazydays 2003	5,861.00
Lazydays 2004	6,105.00
Dues	22,952.00
Kennewick 2003	21,766.00
Total Income	<u>\$62,018.69</u>

EXPENSES

Advertising	\$ 175.60
Chapters	718.43
Discretionary funds	873.11
Havens Landing 2004	15.20
Insurance	1,354.00
Lazydays 2003	9,279.71
Lazydays 2004	19.20
Licenses and permits	10.00
Member recognition	2,163.26
Membership	3,608.24
Newsletter	11,327.87
Office	411.52
Rally support	650.84
Rally support, nat'l.	110.22
Board	2,706.42
Sedalia 2004	82.39
Service charges	1.45
Telephone	773.82
Travel	493.67
Kennewick 2003	25,038.33
Website access fees	1,199.88
Total Expenses	<u>\$61,013.16</u>

GRAND TOTAL \$ 1,005.53

Comments by Mac: The income and expense statement shows a small profit for 2003. The \$5,000 grants came from Fleetwood, which provides DOAI much support, including technical assistance and seminars at national rallies. Our largest source of income is membership dues.

Our largest expense item is the newsletter. This is an important vehicle, as it allows us to contact all our members four times a year.

Discretionary funds are available to the vice presidents for out-of-pocket expenses incurred in establishing and

promoting new DOAI chapters. Member recognition expenses consists of DOAI cooler bags distributed at the Kennewick rally and DOAI window decals, which were mailed to all members. Membership expenses are for paper, ink, postage and other expenses incurred by MaryAnn Crowell, membership chairman.

2003 Net Worth

ASSETS

Cash and Bank Accounts	
First State Bank	\$20,479.68
Money Market	31,515.50
Total	<u>\$51,995.18</u>

Other Assets

Inventory	\$ 2,204.00
MC revolving fund	500.00
MotoSat system	4,995.00
Sedalia receivable	1,520.00
Total	<u>\$ 9,219.00</u>

Total Assets \$61,214.18

LIABILITIES

Rally Account \$ 8,965.87

GRAND TOTAL \$52,248.31

Comments by Mac: This statement puts a dollar value on what DOAI is worth at the end of 2003. The \$500 revolving fund for the membership chairman compensates her for the period of time between incurrence of expenses and the time she is reimbursed. The MotoSat DataStorm System is used by Bob Cook, our webmaster, to maintain the DOAI website. The Sedalia rally receivable is a deposit for the fairgrounds in Sedalia, the site of the 2004 national rally.

Under liabilities, the rally account represents funds derived from profits from previous rallies, which will be used to support future rallies.

Audit of 2003 Financial Records

Comments by Mac: The annual audit was conducted on January 29, 2004, by three DOAI members appointed by the president, in accordance with Article VII.F of the bylaws and standing rule #8. At the conclusion of the audit, the auditors declared that the financial records were in good order and fairly represented the financial condition of DOAI for the year ended December 31, 2003.

Auditors were Glenn Camp, a long-time DOAI member and the proprietor of his own business; Jim Devine, a member of the DOAI board; and Dorothy Devine, a past DOAI treasurer.

Meet the Board

President

Phil Yovino (photo page 1)
6307 Francis Marion Dr
Houston TX 77091-2703
877.246.4271
pdyo@pdq.net

Executive Vice President

Tom Fields (photo page 10)
134 Cynthia Dr
Universal City TX 78148-3402
877.238.6955
thomfiel@earthlink.net

Secretary

Joyce Bednarczyk (photo page 2)
137 Rainbow Dr, PMB 3769
Livingston TX 77399-1037
877.851.9874
j.bdczk@juno.com

Treasurer

Mac McIlvaine
1370 Parkside Dr
Zwolle LA 71486-4315
877.245.9661
macsworld@juno.com



Rally Master

Pete Pizzano (photo page 13)
4712 Coachmen Rd
New Port Richey FL 34655-1501
877.238.6953
alice.pizzano@verizon.net

Vice President/ Development

Don Fuller
2613 Aland St
Lancaster CA 93536-5827
877.246.4516
wdfuller@aol.com



Past President

Bob Baugh
123 Applecreek Ln
Richmond KY 40475-9154
877.238.6952
rcbaugh@zeus.chapel1.com



Regional Vice Presidents:

North Central Region

Dick Snyder (photo page 6)
411 Alexander Dr
Seymour IN 47274-8633
877.282.0779
rdsnyder@insightbb.com

The region is comprised of Illinois, Indiana, Iowa, Kansas, Michigan, Minnesota, Missouri, Nebraska, North Dakota, South Dakota and Wisconsin.

Continued on next page...

Meet the Board, continued**Northeast Region**

John Baker
399 Tri Hill Rd
York PA 17403-3854
877.282.0776
jpdscury@yahoo.com



Includes Connecticut, Maine, Massachusetts, New Hampshire, New Jersey, New York, Ohio, Pennsylvania, Rhode Island, Vermont, Ontario and Quebec.

Northwest Region

Jerry Woods
PO Box 1284
Maple Valley WA 98038-1284
877.238.7095
jerry@woodsfamily.ws

Region is comprised of Alaska, Colorado, Idaho, Montana, Oregon, Utah, Washington, Wyoming, Alberta, British Columbia, Manitoba and Saskatchewan.

South Central Region

Garry Shirey
2450 Williams Lakeshore
Kingsland TX 78639-4077

(photo page 6)

877.245.9654
garryts2@moment.net

Includes Arkansas, Louisiana, Oklahoma and Texas.

Southeast Region

Jim Devine
102 Rainbow Dr, PMB 242
Livingston TX 77399-1002
888.594.6819
jimd@one800.net

(photo page 7)

Includes Alabama, Delaware, Florida, Georgia, Kentucky, Maryland, Mississippi, North Carolina, South Carolina, Tennessee, Virginia and West Virginia.

Southwest Region

Ramie Lemmons
16501 El Mirage Rd, #52A
Surprise AZ 85374-3600
877.238.6954
rklmmns@aol.com

(photo page 7)

Included are Arizona, California, Nevada and New Mexico. ❖

Chapters

Check out these chapters for one near you, or join one in an area in which you spend time. DOAI members may belong to as many chapters as they wish!

California Good Timers

Don Fuller, President
661.942.1575 (photo page 3)
wdfuller@aol.com
Southern California residents are the main chapter members, and any DOAI member is most welcome to join.

Discovery Pioneers

Bob Hixson, President
970.484.7399
hixson1910@aol.com
The chapter serves Colorado, Kansas, Nebraska, New Mexico, Utah and Wyoming. DOAI members from other states are welcome, too!

Discovery Texans

Tom Fields, President
210.659.3886 (photo page 10)
thomfiel@earthlink.net
DOAI members with Texas addresses are welcome to join this chapter.

Dixie Travelers

Sam Whitaker, President
256.233.5966
ginnysam2@juno.com
Members come from Alabama and Mississippi.

**Florida Discovery Rolling Gators**

Ron Shane, President
321.258.5196 (Cell)
Florida residents and snowbirds are members.

**Midwest Discoverers**

John Wimer, President
407.497.3854
wimerjn@valuenet.com
Members come from Ohio and surrounding states.

**Louisiana Mudbugs**

Carolyn Barnes, President
318.251.2568
crb39@cox-internet.com
Members come from Louisiana, and those in other states are welcome, too.

Mid-South Roadrunners

Ray Easter, President
423.288.5274
rayeaster@chartertn.net
Members come from North Carolina, South Carolina, Illinois, Florida, Virginia, West Virginia, Maryland, Georgia, Ohio, Kentucky, Michigan, Tennessee, Texas, Louisiana, Alabama, Missouri and Indiana.

**Nor'easters**

Bob Giordano, President
570.775.1591
pa1co2rv3@yahoo.com
New England states plus New York, New Jersey, Pennsylvania, Ohio, Quebec and Ontario.

**Northwest Adventurers**

Jerry Woods, President
425.432.6052
jerry@woodsfamily.ws
Members come from Alaska, Oregon, Washington, Idaho, Montana, British Columbia, Alberta, Saskatchewan and Manitoba. All DOAI members welcome.

Texas Disco Road Runners

Garry Shirey, President
325.388.4746 (photo page 6)
garryts2@moment.net
Most members live within a 125-mile radius of Austin, but any DOAI member is welcome. ❖

Yellow Discovery Update

Owners of 2000-2002 Discoverys who would like an update on the group's work can get full details at groups.yahoo.com/group/YellowDiscovery.

You may also contact either of the group leaders: Ray Easter at rayeaster@chartertn.net or Gary Stratford at gastratford@yahoo.com. ❖

Bluebonnet Bash Update

In addition to all the information published in the last newsletter, here are a few more reasons to join in the South Central Regional Rally, *Bluebonnet Bash*, happening at Havens Landing, Montgomery, Texas April 21-24:

- ☼ SelecTransportation Resources will be participating in the kick-off for the rally, preparing and serving a barbecue, and giving a presentation on Freightliner chassis and preventative maintenance. This company owns Houston Freightliner, Beaumont Freightliner and Corpus Christi Freightliner. In addition to these full-service dealerships, they have two additional locations in Houston to service the RV'ing public. Corporate managers Wally Melia (Body Shop), Chuck Stofferan (Service) and William Simko (Parts) will be on hand to cook, instruct and socialize! Stop by, introduce yourself, and share how they can best serve our needs and keep us RV'ing.
- ☼ Barry's Detailing Service: Detailing will be available. The service will include coach washing at \$1/foot and wash and wax at just \$2/foot. Barry is a vendor and would like all our members to show their appreciation to all vendors at the rally.
- ☼ Golfing at Del Lago Resort: Just two miles from the park, Del Lago provides a beautiful golf course and country club setting on Lake Conroe. The tree-lined fairways provide an opportunity to enjoy the spring foliage, and there are beautifully manicured greens for your golfing pleasure. Play date is Friday, April 23, departing from Havens Landing at 9 a.m. Practice rounds available on Wednesday and Thursday afternoons. Bob O'Neal has negotiated an unbelievable price for the Friday event of just \$32 which covers green fees, carts and prizes.
- ☼ Test Drives: Honda and Saturn will provide 2004 tow cars for display at fleet discounted prices. Both cars approved for towing. Sales consultants will be on hand to answer your questions Friday and Saturday, or they can set up appointments for a specific time. Show prices for Discovery owners!
- ☼ Visit a presidential museum: On Thursday, there will be a tour of the Bush Museum, beginning with an 8-minute film featuring President Bush at Kennebunkport, ME. The exhibits include a personal view of the childhoods of George H. Bush and Barbara Pierce, World War II, the move to Texas, U.N. ambassador, domestic policy and Camp David. You'll be able to take home a personalized letter signed by President Bush or Mrs. Bush. After the tour, lunch will be waiting and a drive back through the Texas hill country, viewing the Texas bluebonnets in full bloom along the highway.

And don't forget these other exciting rally highlights:

- ☼ Musical entertainment by Fred and Sandy Laird, and the Panorama Pep Band.
- ☼ Chef Jim Fisher and his staff presiding over terrific breakfasts; and Lone Star Catering providing some other meals.

- ☼ Red Hat Society will be in session – see next article from Gayle Shirey.
- ☼ Senior "Olympic" activities including shuffleboard, horseshoes, marbles and other games...gold medals will be awarded!
- ☼ DeMontrond, the local Fleetwood RV dealer, will have a selection of new Discovery coaches on display ready for delivery, along with sales and financing personnel on site.

Set your Discoverys for Texas, and join us for a super rally. Havens Landing is just northwest of Houston, off I-45 on Texas Highway 105. The beautiful resort features cement pads, phone and cable hook-ups, 30/50 amp electricity, and water/sewer connections. Don't delay...send in the form on page 22. We'll have the welcome mat out...y'all come! ❖

Red Hat Society Tea and Style Show

by Gayle Shirey

Ladies: wondering how to handle getting older? Well, it's time for us to show the world (or at least the other rally attendees) our true character! Are you 50 or better? Be sure to wear a red hat and a purple outfit to the *Bluebonnet Bash* in April. If you're under 50, be sure to wear a pink hat and a lavender outfit. The more creative, the better!

The *Red Hat Social and Style Show* will be a time for us to get together, enjoy a cup of tea with cookies and style show. Bring your teacup and a donation of \$1.00 and enjoy a style show presented by Janie White from her Discount Designer dress shop in Arlington, Texas. Janie carries a line of good quality styles and sizes at prices that fit our budgets.

Remember...this is **not** a beauty pageant! This is an opportunity to let your creativity (or lack thereof) to show. Gaudy to sophisticated and everything in between is appropriate. What? No hat? How about a scarf, bows, and/or flowers?

Did you know there are 15,000 chapters for a total of 250,000 members in the Red Hat Society in the U.S., Canada and 17 foreign countries? And the society is only three years old! With that many members in that short a time, you know there's something mighty fun about it.

I'm looking forward to seeing you at the Red Hat Social and Style Show. ❖



Rita McClernon embellished her red hat and wore it at the Southeast Region Rally in Seffner, Florida, this past February. You, too, can do the same. Rita says it's easy.

Dutch Treat
DOAI
National Rally 2005
York, Pennsylvania
August 9-13, 2005

Region News
South Central

by Garry Shirey

The Texas Disco Road Runners and guests from the Discovery Texans enjoyed a good time together at the Hi-Line RV Park in Tow (say "cow" but with a "t"), Texas. Some enjoyed the local Fall Creek Winery by buying some fine wine. It was cold by Texas standards, but good fellowship wins out over the cold. We had a bit of snow which made everything more beautiful in the Hill country. We enjoyed good food and great fellowship while working on preparations for the regional Bluebonnet Bash rally in April.



We've had a good deal of rain here in central Texas, which will produce some of the most beautiful spring wild flowers you'll ever see. We expect to have the wild flowers just about the time for the rally. Let me say that if you haven't seen the bluebonnets in central Texas, you've missed one of the most beautiful sights known.

Our little feathered friends should have arrived from South America about the time of the rally. All you have to do is hang a hummingbird feeder, and they will be lined up to feed. No need for the red dye in the water...just a simple mixture of water and sugar (four parts boiled water to one part sugar, cooled) will bring them to your feeder.


I've asked Jimmy Williams of the Texas Disco Road Runners, who lives in Oklahoma, to form a chapter in Oklahoma. He and his lovely wife, Peggy, are working hard to stimulate interest in an Oklahoma chapter. I know there are several folks living in Oklahoma who don't know the joy that can come from belonging to a chapter. To those in Oklahoma, I ask you to check it out by answering the mail Jimmy and Peggy have sent you. The northern Texas members might benefit by joining a chapter in Oklahoma...that way, the travel time to a chapter rally won't be so great. There are no rules about where you hold membership in a chapter. This is set up by each chapter's standing rules and/or bylaws. All it takes is for five coaches to get together and start a chapter. We have some of the finest people in the world in our DOAI and its chapters!

As the South Central Region vice president, I'll be there to help out in any way I can. My line is open to all calls. I'd like to have a member in Arkansas step forward and commit to the task of starting a new chapter. My number is 877.245.9654, and the e-mail is garryts2@moment.net (this is a correction from the last Discovery Express issue). If you've sent mail to me already, please take note of the correct address. I hope to hear from you soon!

North Central

by Dick Snyder

My wife Brenda and I live in Seymour, Indiana. I am a retired lineman after 30 years with Cinergy PSI. Brenda worked as an RN and is retired from the local hospital. We have a 1998 Discovery and have been members of DOAI since April 1999. Since joining DOAI, we have met a lot of people and have made many new friends.



At the present time there are no DOAI chapters in the North Central Region. I tried to get some interest in starting a chapter at the Southeast Region Rally this winter. We invited everyone from our region to our campsite. There were about ten couples that came over for wine and munchies. Ray Easter, president of Mid-South Roadrunners, talked to the group about the benefits of a chapter. There was a lot of interest from the members attending.

At the Southeast Region Rally, I circulated a questionnaire in an effort to find those who might be interested in

helping to form one or more chapters in the North Central Region, or any other region for that matter. Because we thought we might get good feedback from this newsletter, we're reprinting the questionnaire here. Please give consideration to answering the questionnaire...it will help your DOAI board in their efforts to make our organization better and more responsive to all members.

Name _____
DOAI Membership # _____
Co-Pilot _____
Address _____
City, State, Zip _____
Telephone _____
Cell Phone _____
E-Mail _____

Are you interested in being a member of a chapter?
Yes _____ No _____

Are you interested in helping to form a new chapter?
Yes _____ No _____

Are you interested in serving as a chapter officer?
Yes _____ No _____

If yes, check one or more of the following:

- President _____
Vice President _____
Secretary _____
Treasurer _____
Rally Master _____

Are you current a member of a DOAI chapter?
Yes _____ No _____

If yes, what is the chapter name?

Please return this form to Dick Snyder (see address page 3) either via USPS or e-mail. Thank you!

The Midwest Discoverers, located in the Northeast Region, have invited everyone from the North Central Region to attend their rally in Berne, Indiana May 20-24, 2004. I have sent invitations to the members of our region and hope to see many of you at the Berne campout.

The national DOAI rally scheduled for October 5-9, 2004 in Sedalia is in our region. My hope is that we have a chapter formed from our region before that rally.

Northwest

by Jerry Woods

What a fantastic group of Discovery owners live in the Northwest Region! We had a wonderful turnout at the Kennewick national rally, and we are looking forward to many more opportunities to get together.

The Northwest Adventurers chapter, after taking time to recuperate, is in the planning process for additional chapter rallies. We're looking forward to holding chapter campouts in the upcoming summer months. Areas under consideration are Leavenworth and Chinook, Washington, and Bend, Oregon. Chapter members are asked to contact Jerry to volunteer to help with the organizing.

Continued on next page...

Region News, continued

Discovery Pioneers, the other chapter in this region, has four rallies planned this year, including one in Branson, Missouri the week before the national rally in Sedalia.

With such a large territory to cover, it would be wonderful to have more chapters formed in our region. Please contact me if anyone is willing to help organize a chapter. We have lots of information to assist you.

Does being part of a caravan to the next national rally in Missouri sound like fun? If the idea appeals to you, give me a call or send an e-mail and we'll try to set one up. There has been some interest shown already, so let's make it a "done deal" and have some fun along the way. Contact me at 877.238.7095 (toll-free) or at jwoods@woodsfamily.us.

South Central *by Jim Devine*

This new position for me as the Southeast Region's representative is one I am looking forward to! My personal goal is to meet and enjoy the company of as many of you as I can, face to face whenever possible. My goal as an officer of the club and as the Southeast Regional VP is to help form chapters in our region.

While we are on the subject of chapters, Dick and Sue Smith of Maryland are forming a chapter. Members who are interested in joining a chapter in that area, contact Dick for more information at 410.612.9732 or e-mail at poppop4174@msn.com.

If anyone wants to form a chapter,



all you need are five DOAI members to start a chapter. We will supply mailing labels of members in your area and we have a cookbook-type handbook on how to start a chapter. Once you have officially formed your chapter, the DOAI will present your chapter a \$500 grant to help you grow your club.

Let me know if I can help! You can contact me at 888.594.6819 or e-mail me at jimd@one800.net.

Southwest *by Ramie Lemmons*

Our region will be forming its first Arizona chapter on March 26-27 at a gathering at Beaudry RV Park, Tucson. Barbara Klusman of Scottsdale is heading the event.

**Chapter Happenings****Discovery Texans** *by Elsie Sikes*

We have been busy working on things for the *Bluebonnet Bash* in April. The Texas Disco Road Runners have joined us at our recent rallies, and we have joined them at theirs, since this is a joint effort putting together the South Central Region rally. Many ideas have been brought forth from both chapters and much has been

collected and created to assure attendees a memorable event.

The intent is for everyone to enjoy and have fun for four days. You really don't want to miss this one at a truly world-class resort.

Just so you know, however, there has been plenty of time to get in some good fun while doing work for the *Bash*. For instance, members of the two groups shared an ecological trip mid-February through the historical Colorado River Canyon to view bald eagles and hawks on the Vanishing Texas River Cruise. Those of you who are familiar with winter snows cannot imagine our delight to wake up one morning to an inch of snow while there. Most of us from south Texas aren't blessed with this very often, and it was beautiful to see and, fortunately, gone by noon.

Florida Discovery Rolling Gators*by Georgia Shane*

Our January rally started a little early... most of us showed up on December 30! We attended the New Year's Eve party at the park. Those attending were

David and Blanche Chestnut, hosts, Tony and Maureen Muscarella, Gene and Lois Patterson, Ron and Georgia Shane, Pete and Alice Pizzano, Al and Nina Resch, Bill and Marcy Ryan, and guests Marshall and Louise Mauck, and Mo and Dixie Means.

On January 2, the rest of the group arrived: Sam and Sandy Childs, Gene and Betty Cody, Tom and Judy Ebbert, and Roger and Jean McClelland. We all met for a social hour *al fresco* and then went to the clubhouse for a potluck dinner. The Great Outdoors provided the dessert of ice cream and cake.

Saturday morning, after a continental breakfast, we had a meeting to discuss the preparation for our hosting of the regional rally at the end of January. That evening, we all went to a very nice dinner at a restaurant on the premises. Very good! For a door prize, TGO gave us two coupons for one day of camping, and we had a 50/50 drawing. Nina Resch and Georgia Shane won the 50/50; Sandy Childs and Betty Cody each won one day of camping.

Sunday morning we caravanned to the Elks Club for a breakfast buffet. In the afternoon, Dave Chestnut and Ron Shane played golf. We topped the night off with leftover cake and ice cream. On Monday we said our goodbyes and hit the road.

A very appreciative thank you to our hosts for such a fun time!



- Upcoming rallies and hosts:
- ✓ April 30-May 4 at Jolly Roger RV Park, Grassy Key (Mile Marker 59): Full hook-ups, cable TV and A/C. Call 800.995.1525, have your credit card ready and tell them you are with the Bivouac.
 - ✓ August 6-23 at Grandfather Mountain, Boone, NC: Gene and Lois Patterson, hosts (home 239.272.5857; cell 239.282.9937; e-mail pgene464@aol.com)

Texas Disco Road Runners*by MaryAnn Crowell*

What a way to spend sweethearts weekend, in the beautiful hill country of Texas. We were at Hi-Line RV Park in Tow, TX on Lake Buchanan.

As the coaches gathered, there were six of the Road Runner coaches and five from the Discovery Texans joining together for the rally, which started out with a potluck dinner.

On Friday we awoke to some freezing rain and ice, but it wasn't long before all had cleared and left us with a great day to do some trips via the road. Many of us visited the Fall Creek Vineyards, with a winery tour and tasting. Of course, many of us had to purchase some, too. Some continued on to other wineries and quilt shops in the area, and we all gathered back together for the evening meal at the Tamale King restaurant.

Friday's early morning surprise was outdone by Saturday's, when it

Continued on next page...



Chapter Happenings, continued

snowed – not enough to make a snowman or have a snowball fight, but the surrounding area was beautiful in its covering of white.

At noon we met at the Road and Reel club for lunch, after which the tour boat for the Vanishing River Cruise picked us up. All eyes were on the surrounding trees and in the air for we were in the Canyon of the Eagles. This is where the American bald eagles winter, and some were fortunate to see four in flight. But the riverbanks held many other animals and attractions.

The RV park also featured a building for the “fair weather fisherman.” Some did fish, but we didn’t hear any of those big fish that got away stories, at least not this time. This was not just a play weekend; all worked on various projects for the upcoming South Central rally.

Our next chapter rally will be May 18–21 in Baffin Bay, TX. If you want to join the fun and great friendship of other D owners, just give a call and come on. Contacts for information are Charlie Bazar (979.836.0561 – cbazar@industryinet.com) and Jay Kenseson (830.885.6043 – jayk@gvtc.com). ❖

Dixie Travelers by Sam Whitaker

Our chapter has its charter and we are growing. We had a great turnout at the Southeast rally in Florida. Those attending were Sue and Randall Gilliam, Jan and Lester Haddox, Donia and Jim Satcher, Alice and Kenneth Stanley, Ginny and Sam Whitaker, and Fay and Bobby Williams, along with five of the new members. We had a great time and look forward to next year.

The chapter has gained seven new members since the last chapter rally: Joan and Bert Belcher, Lisa and Larry Hunt, Lasandra and Bob Husband, Trish and Mike Jerrell, Peggy and Ted Misenheimer, Neil and James Copeland and Shelba and James Pierce. The chapter extends a warm welcome to the new members.

Our next rally is May 20-23 at Southwind RV Park, Foley, AL. Everyone is invited to join in. ❖

Louisiana Mudbugs

by Anne Gros

The weather, music and fellowship were hot and spicy in Cajun country for the first Mudbug rally of 2004 held on March 4-7. Anne and Johnny Gros

hosted 22 rigs from Louisiana plus honorary Mudbugs, Dorothy and Jim Devine.

From sightseeing on Avery Island and the Tabasco factory, to playing the spoons during the local Cajun jam session, members enjoyed the southern hospitality offered in Acadiana.

Member Doug Cagle and friend, Randy Tarver, boiled over 160 pounds of hot and spicy crawfish on Saturday night, much to the delight of everyone who attended. Music was provided by the Cajun trio, Acadien.

We are proud to be growing from a membership of eight rigs in May, 2002 to 30 rigs in March, 2004!

Many Mudbugs will be headed to the Bluebonnet Bash in April to co-host the rally with the Texas chapters.

Our next rally will be held in May, the date and location T/B/A. Our rallies are open to all DOAI members and are held in the many campgrounds and state parks all over Louisiana so that our members can experience the many cultures within our state. If you are interested in becoming a Mudbug or attending a rally with us, contact Carolyn Barnes or Johnny Gros. Check the DOAI website for updated rally and contact information. ❖

Schedule of Rallies**APRIL 2004 –**

21-24 South Central Region Rally, Bluebonnet Bash

30-May 4 Florida Discovery Rolling Gators, Jolly Roger RV Park, Grassy Key, FL

MAY 2004 –

14-16 Discovery Pioneers, American RV Park, Albuquerque, NM

14-17 Nor'easters, Codorus State Park, Hanover, PA

18-21 Texas Disco Road Runners, Baffin Bay, TX

20-23 Discovery Texans, Seabreeze, Portland, TX

20-23 Dixie Travelers, Southwind RV Park, Foley, AL

21-23 Midwest Discoverers, T/B/A

T/B/A/ Louisiana Mudbugs, T/B/A

JUNE 2004 –

11-13 Discovery Pioneers, Grand Junction, CO

JULY 2004 –

9-11 Discovery Pioneers, Fantasy Island, Fort Collins, CO

T/B/A Texas Disco Road Runners, T/B/A

AUGUST 2004 –

6-13 Florida Discovery Rolling Gators, Grandfather Mountain, Boone, NC

T/B/A Louisiana Mudbugs, Fontainebleau State Park, LA

SEPTEMBER 2004 –

15-19 Nor'easters, Strawberry Park, North Stonington, CT

27-29 Discovery Texans, Tres Rios, Glen Rose, TX

29-Oct. 3 Texas Disco Road Runners, Rockwell RV Park, Oklahoma City, OK

29-Oct. 3 Discovery Pioneers, ABC, Branson, MO

29-Oct. 3 Mid-South Roadrunners, ABC, Branson, MO

OCTOBER 2004 –

5-9 National Rally, Show Me the Ozarks, Missouri State Fairgrounds, Sedalia, MO

28-31 Texas Disco Road Runners, Canton First Monday Trade Days, Canton, TX

NOVEMBER 2004 –

18-20 Discovery Texans, Skyline Ranch, Bandera, TX

DECEMBER 2004 –

2-4 Texas Disco Road Runners, Brenham, TX

JANUARY 2005 –

28-Feb. 1 Southeast Regional Rally, Lazydays Rally Park, Seffner, FL

AUGUST 2005 –

9-13 National Rally, Dutch Treat, Fairgrounds, York, PA

Great Membership News!

As related in Joyce Bednarczyk's summary of the board meetings, your DOAI board voted to change our dues structure to make it simpler for us to avoid having to remember to pay dues each year and saving us a little cash to boot: they have instituted a multiple-tier dues structure. Here's how it works:

One year dues stays at \$16
(and new members pay an
additional \$4 one-time
administration fee)

Now you can **renew**
your dues for one year,
or
three years at \$45 (saving \$3),
or
five years at \$75 (saving \$5)!

If you elect to renew your membership for one of the multiple-year rates, you'll gain a sense of satisfaction, knowing you saved a little bit **and** that you don't have to remember to renew next year! Of course, should you choose, you may renew for one year at a time as in the past.

Dues Due When?

And What's My Number?

OK, I hear some of you asking, "When does my membership need to be renewed?" Well, we've thought of that as well. If you will look at the mailing label on the back of this issue, you'll notice that near the top of the label is a line that contains your membership number, followed by the date your current membership expires. Simple, eh!

We do ask you to remember that dues must be paid in U.S. funds only, and should be sent to our membership chairman (her address is shown on the membership application on the back page). If you have any questions about your membership or this new dues structure, please call MaryAnn Crowell (888.594.6818).

Welcome, New Members!

MaryAnn Crowell reports the following new members for the three months ended February 29, 2004. We extend the hand of welcome to these good people:

Jeff & Dana Alloway, Clearwater, FL
George & Lois Berger, Yorktown, VA
John & Marcia Beroset, Southport, NC
Richard & Berni Bouckhout, Scottsdale, AZ
John & Shirley Bujnovsky, Las Vegas, NV

Joseph & Helena Butler, Marysville, OH
Doug Cagle, Lafayette, LA
Lee & Rena Caro, Houma, LA
Pierre & Liliane DeHerd, Columbia, SC
Julius & Wanda Delhomme, Saraland, AL
Leopold & Margo DesJardins, Drummond, NB
Fred & Julia Dreves, Acme, MI
Rick Drummond, Priorlake, MN
Jerry & Earlene Earley, Sterling, Va
Mark Fleischer, Yulee, FL
Paul Fletcher, Evansville, IN
Frank & Betty Ganung, Melbourne, FL
Glyn Glover, Jacksonville, FL
Don & Janet Graham, Jeannette, PA
Daniel & Gail Green, Marion, LA
Bill & Linda Halevy, Jeffersonton, VA
Melanie Herr, Pace, FL
Bobby & Pat Hick, Marion, LA
Jerry & Marlene Hoffman, Scottsdale, AZ
Dan & Katherine Hornick, Bainbridge Island, WA
Larry & Lisa Hunt, Lillian, AL
Robert & Katherine Isaman, Dalton, NY
Michael & Trish Jerrell, Ozark, AL
Don & Amy Kelly, Plato, MN
Dan & Carlyne Krauter, New Haven, IN
James & Kathy Ledgerwood, Lancaster, CA
Kenneth & Marcia Lindner, Merrillan, WI
Charles Liotta, Bradenton, FL
Edward & Elaine Lipay, Panama City Beach, FL
Douglas Lovegreen, Bakesfield, CA
Donald & Bernice Marti, Weston, FL
Edward & Janet Mayer, Webster, NY
Buddy & Letha Mayfield, Lubbock, TX
Jim & Veronica Mitrowitz, Binghamton, NY
Jack & Carolyn Mobley, Azle, TX
Gene & Mary Moreland, Prineville, OR
Joe & Ann Morimoto, San Jose, CA
Dennis & Cheryl Perry, Gainesville, FL
Douglas & Margie Reid, Valencia, CA
Charles & Echo Richardson, Poplar Bluff, MO
Alan & Arlene Richie, Michleton, NJ
Bill & Rozanna Rule, Bryan, TX
Robert & Aline Schaible, Chino Valley, AZ
Havens Schatt, Ocala, FL
Roger & Judy Schorg, Riverside, CA
Dennis & Joni Silva, Turlock, CA
R.E. & Karen Simpson, Leesburg, FL
Jerry & Jo Smoak, Meggett, SC
Ray & Carolyn Standley, Highlands, TX
Bob & Debbie Staneruck, Souderton, PA
Tom & Donna Steele, Winchester, TN
Bill & Lynda Stroud, Savannah, MO
Tony & Melba Taylor, Bristol, VA
Herbert Thompson, Chesterfield, VA
David & Rosemary Treloar, Volant, PA
Richard & Ruthann Vagts, Bradenton, FL
Peter & Kathy Vasconcelos, Rehoboth, MA
Jerry & Sissy Walker, Portland, OR
David & Joanne Withey, Maineville, OH
Bill & Kitty Wong, Calgary, AB, Canada
Jerry & Norma Woock, Livingston, TX
John & Dianne Worthy, Silver Spring, MD

Editor's Ramblings...

by Nina Lee Soltwedel

How do you feel about DOAI? Do you enjoy being a member of an organization which offers opportunities to travel, meet new people, solve problems and make new friends?

Have you told anyone about this great group we have? Have you introduced yourself to another D owner in an RV park or Camping World parking lot and asked if they are a DOAI member? If they reply, "No," do



you tell them about the organization?

I sure hope you do. As you are aware, word-of-mouth is the strongest and most effective advertising venue available

I asked several DOAI members to list what they feel are important reasons to become or remain a member of DOAI. From time to time, over the next few issues, you will see their comments sprinkled throughout. I ask you to think about their reasons, and if you have some particular reason you feel needs to be stressed, write me so I can include your thoughts in an upcoming issue.

Ladies, I Want to Hear from YOU!

Calling all co-pilots and those who are responsible for the upkeep of the interior of our Discovery motor homes: I've received several requests for an informative article on items inside our D's that are mainly dealt with by the co-pilot, or, to be very plain spoken, the women!

Nearly half of our membership consists of the distaff side of the human race, and even in this age of equality, most of the cleaning, cooking, decorating, and arranging decisions are made by them.

One request deals with tips and hints for the convention/microwave oven. There have been seminars at regional and national rallies, and someone "out there" must have taken notes...anyone care to share? Remember, not everyone attends a rally, but everyone gets this newsletter.

How about tips for cleaning the carpeting, removing stains from the Corian™ countertops, laundering the curtains, cleaning the screens, or repairing a small tear in the leather?

How about ideas for keeping the dishes from crashing out of the cupboard when the rig encounters a pothole? Or, what labor-saving devices do you always include when you travel, such as crock pot, bread maker, or...? And why? Have you found any interesting gadgets which have proven to be invaluable while you're traveling?

I think you begin to get the idea of what I'm aiming for. I really need to hear from many of you, so please contact me very soon. If you have questions, I'll answer as best as I can. If you have ideas, I'd like to hear them. I can be reached by phone (888.786.2962) or by e-mail (soltwedel45@hotmail.com).

Chapter Presidents Advisory Council

by Tom Fields

During the general membership meeting at the Kennewick, WA national rally last September, several questions from chapter presidents surfaced. The ensuing discussion made it apparent that we need better communications between the grassroots chapter presidents and our national board of directors.



A subsequent meeting of chapter presidents was held with representation from five of the ten DOAI chapters: Discovery Pioneers, Discovery Texans, Nor'easters, Northwest Adventurers, and Texas Disco Road Runners. Two proposals from this meeting were presented to and unanimously approved by the DOAI board:

- ◆ Formation of a standing chapter presidents advisory council to

meet at regional and national rallies for crosstalk on topics of mutual interest, and to afford more direct interchange with the DOAI board.

- ◆ Publication of toll-free phone numbers assigned to DOAI officers in the newsletter and on the website to enhance communications.

The first scheduled meeting of the chapter presidents council was held at Lazydays in February with eight of eleven chapters (one new chapter since Kennewick) represented: Discovery Pioneers, Discovery Texans, Dixie Travelers, Florida Discovery Rolling Gators, Mid-South Roadrunners, Midwest Discoverers, Nor'easters and Texas Disco Road Runners. Tom Fields, Discovery Texans president and DOAI Executive VP, was elected to serve as chairman of the council. Jim Devine, DOAI founder and Southeast Region VP, was elected to serve as alternate backup to Tom. General discussion

covered a number of topics and several good ideas were offered focusing mainly on:

- ◆ Reaching new Discovery owners and attracting them into DOAI.
- ◆ Ways to maintain interest and keep members in the organization.
- ◆ Making first-time rally-goers feel welcome and important.
- ◆ Publicizing chapters and their activities and attracting new members.
- ◆ Ways to encourage and assist in formation of new chapters.

We plan to continue to work toward improvements in these areas to help the DOAI grow in numbers and in member interest and responsiveness. All members are encouraged to voice their criticisms and ideas for improving the DOAI to their chapter presidents and regional VP. They will insure that your voice is heard by the DOAI board. ❖

Feeding the RV'er

We were tickled to receive several complimentary notes from those who tried the recipes in the last issue. Here are a couple more recipes you might want to try for the next rally potluck. And please, send me your recipes! I extend thanks to Joyce Wiechman for the refreshing *Frozen Fruit Cups* recipe... it's yummy!

Frozen Fruit Cups

3 bananas, mashed
 1/3 c. lemon juice
 1 c. sugar
 1 20-oz. can crushed pineapple and juice
 1 16-oz. box frozen strawberries
 2 c. orange juice
 2 c. 7-Up® or Sprite®

Mix together well and pour into 4-oz. serving dishes or plastic cups. Freeze. Let set out about an hour before serving.

Cheese and Bacon Frittata

6 eggs
 1 c. milk
 1 green onion, minced
 2 T. butter, melted
 1/2 t. salt
 1/8 t. pepper
 4 oz. shredded Cheddar cheese
 2 oz. crumbled cooked bacon

Preheat oven to 400°. Grease 10 1/2" round au gratin pan or 9" by 9" baking pan. Whisk eggs, milk, onion, butter, salt and pepper until well blended. Pour mixture into pan. Sprinkle cheese and bacon on top. Bake 20 minutes or until set and golden brown. Serves 4-6.

OK, that's this issue's offerings. How about you? I bet you have a few recipes that are very good, that others would enjoy trying. Won't you send them to me so that we can share them with everyone? ❖

Expert Help for the

Non-Computer User

As has been noted often in this newsletter, DOAI has an excellent website. In the previous issue, Bob Cook provided information on joining the DOAI eGroup online, and another article gave a list of websites that are interesting to the RV'er.

However, there are many DOAI members who do not have a computer, and we don't want to leave anyone out of the marvelous help resources DOAI has. Thus the idea for this service was born.

If you are a non-computer user, and you have a question that you would like posted on the DOAI eGroup, we can do it for you. All you have to do is mail your question to the editor, or call her toll-free (see number on page 2). She will post the question for you on the eGroup. When responses are given, she will print them out and mail them to you.

The first question was posted to the eGroup in March: Two responses were received and were sent to the member. Let us know if we can help you! ❖

Surfing the Internet

Here are two more sites you might want to check out. Both should be preceded by <http://>

rvtraveler.c.topica.com/maab2AUaa4872bek8IWb/

Links to information and webcams about road conditions in every U.S. state. *RV Traveler* has a great e-mail newsletter, too, and it's free.

www.autolights.tv/

Charley Jacobs found very reasonably priced headlights on this site. For example, #E9TZ1308E (1998 Discovery headlight, passenger side), list \$337.15; their price \$135.95. It's worth checking out. Send an e-mail with your needs to info@autolights.tv. ❖

DOAI has more information available on its website than anywhere else! We have top-notch rallies!
 —Don McLain

Hot News on WiFi Hotspots

Following up on Leo Everitt's informative WiFi article in the last issue, more and more RV parks are getting on the WiFi bandwagon. If you want to download a listing of parks with the service, go to www.rvtravel.com/wifi.html. RV Traveler's site was also mentioned in the "Helpful Internet Links" in the last issue, and the WiFi listing is just one small part of that interesting site. The listing of RV park hotspots is updated periodically, so checking back occasionally would be a good idea. Keep in mind that most of these hotspots are not free; however, if you are in dire need of checking your e-mail and there's no other easy access, it may well be worth the hourly, daily or weekly rate for the ease of operating from your own rig.

Many have noticed that Flying J terminals also have hotspots. If all Flying J locations are not currently offering this service, it is most likely to be so within the next year. Unfortunately, these are not free, but the price is reasonable. Many Starbucks cafés offer hotspots, as well as McDonalds sites in San Francisco, Chicago and Seattle. KOA was attempting to have 200 WiFi-equipped parks by the end of 2003, and many airport lounges and major hotels are also offering the service.

At the end of the RV Traveler article, there is a box where one may sign up to receive one or more of their free e-mail newsletters. "RV Travel" offers helpful news, information and advice for all RV'ers; "Florida RV'ER" is for anyone who travels by RV in the Sunshine State; and "Fulltime RV'ER" covers issues of interest to RV'ers who travel full time or who want to. The site promises to never share nor sell your e-mail address. The site also requests that you let them know if you find an RV park hotspot not listed so that they can add it to the list. After Leo's article was published, I advised them of the sites he mentioned, and sure enough, those sites are now included.

DOAI Hotspot

The DOAI Hotspot is a WiFi (802.11b) connection for Internet and e-mail access that you can use for free at selected DOAI rallies and also on the road wherever you see Bob Cook in his 1998 burgundy Discovery 36T (look for a big satellite dish on the roof and a DOAI sticker on the windshield). All you need is a computer with a WiFi card (802.11b or 802.11g). At most rallies, the hotspot will run in unsecured mode, which means that all you

have to do is turn your computer on and connect to the Discovery beacon.

If Bob is not at a rally but you see him in a campground, just come on over with your WiFi MAC address and he will get you connected immediately. Due to the somewhat limited range, if you can't connect from the comfort of your D, either come on in for a cup of coffee or use your laptop outside on the picnic table. As always, if you are having problems, Bob will be glad to help.

Bob will be at the national rally in Sedalia, Missouri, this coming October. ❖

DOAI eGroup Conversations

DOAI has an active and extremely helpful online eGroup. Each issue we will share with all of you some of the helpful conversations taking place. While complete solutions may not be involved, some of the exchanges may help D owners in the maintenance and enjoyment of their rigs.

Dick Owens wrote:

I found that my propane was shut off, so I checked the shut-off switch at my rear fill point. I found that one of the wires on back of the switch had corroded off. This happened to the other wire a short time ago, so that was the first place I looked.

I purchased a new switch and installed it with new connections and still no propane. In the fuse panel in the inverter compartment on my 2000 37G, I found two 3-amp fuses labeled "propane detector" and one of them was blown. I replaced it, and still no propane.

Does anyone know if there is a specific fuse for the propane shut-off and if so, where it is located?

Peter Shaffer responded:

Make sure that the propane detector has been reset by turning it off and on again. On mine (1997 36RS), the hot wire runs from the battery to the detector, then to the solenoid valve. I think that the detector has two hot wires; one wire is from the coach batteries and the other is from the chassis batteries (at least, that is what I was told). Make sure you have 12 volts on both red wires at the detector.

Dick responded:

Thanks to everyone for the help. I had several private responses as well as Peter's and it became very clear that there is a lot of difference between year model coaches. It appears that my

2000 37G is wired differently and my propane detector does not shut off the solenoid at the tank, and has no reset; it detects only. I have a separate shut-off switch at the back of the coach, beside my fill connection.

My solution was, I convinced myself that the problem was a broken wire. After splicing part of the wire between the fuse and the emergency shut-off switch at the rear of the coach and still not working, I finally took it to my favorite repair shop, and I was right...broken wire. This same circuit had a break in a wire close to my tank underneath the coach.

Presto! Ten minutes later we were back in business. ❖

We thank Dick and Pete for granting permission to reprint their conversation. If you want to become part of the eGroup and benefit from the ongoing sharing of information, go to the DOAI website (www.discoveryowners.com) and follow the instructions for signing up.

Cell Phones

by Bob Cook

The cell phone ads are everywhere – usually lots of hype, with little substance for the consumer to make an informed decision. The cellular landscape changes almost daily, so I can't give you recommendations, but I can give you some guidelines to help you make an informed purchasing decision.



Choosing a Cellular Provider

You want your cell phone to work when you want to use it. You will also find that your neighbor's cell phone may work fine, and your cell phone indicates "No Service." The problem is that there are two competing digital standards and they are not compatible. To make matters worse, some cellular providers operate at 1900 MHz and some operate at 900 MHz. Bottom line – check a cellular provider's coverage map and make sure they have coverage where you expect to be.

The next most important thing is to compare rate plans. There are usually many options, but if you travel a lot, you will want a rate plan that allows you to use your phone anywhere – and on anyone's network – without incurring additional roaming or long distance charges. You must be very careful here as some rate plans charge

Continued on next page...

Cell Phones, continued

a substantial amount for calls that are not made from their network. Next, find a plan that gives you the most minutes for the least cost. Most plans will also give you "free" minutes on weekends and at night during the week (usually after 9 p.m.).

Do you want data?

Most RVers probably also want to use their cell phone with their computer for e-mail and Internet access. The exciting thing here is that most areas of the country are converting to high-speed data access (usually from 144 to 256 kbps). This higher-speed data capability is often referred to as G3 or G2.5.

Again, you should check the coverage maps for this type of service. Also, check the rate plan as some providers will charge you based on the amount of data sent and others will just lump your data minutes into your total access minutes, avoiding a hefty data surcharge.

When comparing prices, also ask if a separate ISP fee is required as some providers act as the ISP, thereby eliminating monthly charges to AOL, etc. (Note: Most do not operate an e-mail service, but you can get premium e-mail service from Yahoo and Hotmail for less than \$2/month.)

Choosing a phone

You will want to compare size, ease of use and battery life (talk and standby modes). However, if you will use your phone in remote areas or also for Internet access, you will want to make sure that your phone has an external data connection to your computer, has a connection for an external antenna, and also a connection for an external AC power supply **and** that all of these can be used at the same time!

Some phones will only connect to Internet in digital mode. This means that you will not be able to connect to Internet unless the cell site has been provisioned for this special data access. You may want a phone that is also able to connect via analog. Although analog is a lot slower, it is better than no connection at all. Steer clear of the phones that only connect to Internet via analog, as they will soon be

worthless.

You will generally want to steer clear of the faddish phones that also incorporate a camera. The camera feature is generally low quality and you will pay a premium to send the pictures to another phone. ❖

Bob and Mary Cook have been retired since 1998 and travel the country in their 1998 Discovery 36T. You can reach them via e-mail at bobandmary@escapees.com. Bob is co-webmaster of the DOAI website, working with fellow member John Veach.

Another View of Navigation

by Peter Shaffer

After using the *CoPilot 2003* program by TravRoute, on our last 10,000 mile-long trip, I found I was very impressed with



the volume of information stored in the program. It has Flying J locations, as well as places such as Camping World, Home Depot, Wal-Mart, and almost every campground that is in our book. We even found all of the National Forest locations and the Corps of Engineers campsites we wanted as well. Sharon wanted to find a *Kids R Us* store (our first grandchild was on the way) while we were driving down the Interstate, and presto, it listed one at the very next exit.

Want to find an RV dump and there isn't a Flying J nearby? Well, it also has them. Need a place to eat? Most restaurants are listed, as are hotels and airports. It even has listings showing telephone area codes. The Import Custom Places Wizard

The most valuable facet of DOAI membership to me is the eGroup. The questions are boundless...where do I find...has anybody had...no matter what, someone else has been there, done that and responds. Even something as simple as, where do I park to pick up someone at the Denver airport? How does one put a value on that? The forum and the website make belonging to DOAI worth it, even if the price was doubled. — Bob Neal

enables you to import addresses from your Microsoft Outlook Contacts database, an Excel file, or text file. The program won't let you get lost for very long. If you miss your exit because you were singing to your favorite tune on the radio and not paying attention,

don't worry, *CoPilot* will give you a new route within seconds.

However, it is missing a few things. Interstate rest areas are not included in the 2003 version, nor are exit numbers shown in the display directions. It would be nice if one could simply tap one of the function keys and the next rest area would show up with the time of arrival shown. I also wish it had phone numbers and ZIP codes for the extensive listings. As it is now, when we pull up a campground that is nearby in the *CoPilot* program, we have to look up the same campground in the campground book to get the phone number if we want to check for availability and price. Also, the spelling leaves a lot to be desired. Want to find Wal-Mart? You had better just type in "wal" and do a global search. I have found Wal-Mart spelled "Wall-Mart," "Wal Mart" and "Walmart." Believe you me, if you misspell a word you are looking for, you won't get any hints as to the correct spelling. The help information indicates that you should spell out all place names and not abbreviate, such as "st" for "saint." But, if you look up "Saint Pat's High School" in Maysville, Kentucky, you won't find it. It is listed under "St Pat's High School." Go figure! Another complaint is the voice they use for the verbal instructions. I think a voice like Jeanie on "I Dream Of Jeanie" saying, "Yes, Master!" would be more to my liking!

The newly-released version of this program called *CoPilot Live 7.0* has some new features the 2003 version doesn't have. *CoPilot Live 7.0* can transmit messages between vehicle and home or office, with two-way messaging, vehicle location and itinerary updates. It also has Street-Level Maps of Canada and Europe.

Needless to say, I am glad I invested in *CoPilot*. The program is probably the most expensive of the popular GPS programs out there; initial cost is somewhere around \$360 and yearly updates are running around \$99, but the wealth of its data base is overwhelming.

The Internet site for *CoPilot Live 7.0* is www.gps4fun.com/trav_cp7.php ❖

Peter and Sharon Shaffer live in Kentucky, and enjoy traveling in their BigD all over the country.



Southwest Region Rally

by Pete Pizzano

Now we can rest! The Rolling Gators put a great deal of effort into the preparation of the fifth annual regional rally at Lazydays RallyPark. One of the Gators' major concerns was the welcome bags. We wanted them filled with useable items, not just advertisement flyers. So we sewed and stitched playing card holders, raffle card holders, and strawberry coasters. Many sponsors contributed welcome bag items. Inside each bag was candy, key chains, lanyards, cozies, frisbees, blue pens, pencils and note holders, Corrosion Block and Odoban deodorant. Every night the chapter passed out addition small gifts.



The entertainment was fine tuned to meet the liking of everyone. The welcome party, along with the snacks and beverages, had a four-piece band. The band was so outstanding, they got two additional gigs and tremendous applause. The Saturday entertainers, the Rivolis, received a standing ovation and a request by many for a return engagement next year. The New Dawn Singers performed on the final evening with high dancing and appropriately selected songs. They, too, received a standing ovation. Their dedication to our fighting forces and salute to our country climaxed the rally and ignited the spirit of freedom in all of us. Luptons, the caterer, prepared and served two excellent meals.

There were many door prizes valued at \$100 or more: a

motorbike, caravan trip, several one-week vacations at quality resorts, a one-month vacation, and a complete set of leveling devices. Dinners, camping supplies, travel books, sanitation products, jackets, golfing shirts, T-shirts, coffee mugs, CD's, travel cases, air filters, fans, and air purifiers were won by those lucky enough to have their names drawn. Names were drawn in lieu of numbers as a means to identify and acquaint members.

At the welcome party and at the farewell dinner the board members wore large specially-made name tags. Everyone had the opportunity to know who the DOAI officers are.

Special notes of thanks were written to our sponsors in appreciation of their gifts. The key sponsors were Lazydays, Fleetwood, Freightliner, RV Alliance America, and the Florida Citrus Fruit Growers.

We welcomed 15 vendors to the rally and all were pleased with the business they did. We must have spent good money! We extend special thanks to Bryan and Pam More for their surprise donation of the motorbike.

Also participating in the rally were Freightliner led by Larry Dorer and support staff Darren Canup, Rommy Campbell, Dave York, Trina Campbell, DeWayne Wilke, and Glen Hoops; and Fleetwood led by Chris Carter, Regional Training Manager and assisted by Jayne Fairley, District Sales Manager; Matt Pettrill, Production Manager; Dan Hackman and Erin Felling, Team Managers; Clint Knaub, Quality Control Administrator; and George Weart, National Owners Relations. ❖

Photos from the Rally Scrapbook

Photos courtesy of Bill Ryan and David Chestnut



Fabian Baugh giving a demonstration to Georgia Shane, Sandy Fields, Dorothy Devine, Rita McClernon, Doris Atteberry and Cecile Wilson.



Motorbike winners! Who are these lucky people?



Marshall and Louise Mauck along with Betty Cody perusing the wares of Lynn and Ken Zillmer (Mr. Ken Badges).



Norma Tannenbaum and Alice Pizzano, serving at the ice cream social.



Mary and Bob Cook display Mary's hand-painted wares at the craft sale.

In the Beginning by Jim Devine

Once upon a time three wise Discovery owner couples traveled far to gather for a great celebration. Amid all the joyous time, one wise person said we need to gather together with more wise Discovery owners to share food and drink, to celebrate this great RV lifestyle.

What I want to tell you is how the Discovery club started. The day was April 15, 1998. Yes, tax day! So now it will be easy to remember our club's anniversary.

Three friends who happened to own Discovery motor homes were attending a birthday party and, during the course of the afternoon, we decided it would be great fun to get together with other Discovery owners. We held an impromptu meeting, appointed officers, set the annual dues. Dorothy Devine loaned the club \$100 and opened a club checking account. Each couple had names of Discovery owners we met during our travels, and we asked for a list of names of Discovery owners from an RV dealer. Then we had a letter writing party.

We put an ad in the FMCA magazine, but a lot of our advertising was by word of mouth. We were very pleased with ourselves! That was the start of the Discovery Owners Association, Inc. Who knew what the future had in store for us.

In the next issue I will review our club's milestones.

Chapters Are Fun

This was a blast from the past...Dorothy and I attended the Louisiana Mudbugs chapter's March rally. A "funner" bunch than the members of this chapter would be hard to find.

We made new friends, rediscovered old ones and made some great memories. One is Cajun music and the song, "You got some, but you ain't gonna get no more." No one could have had more fun than we did. Everyone made us feel like part of the family...a large, close, fun-loving family! That feeling of family is what a Discovery chapter is all about, and I encourage everyone to attend the next chapter rally that is close to you. ❖

Jim and Dorothy Devine are the founders of DOAI. They are part-timers and live in Loxley, AL. Jim is currently DOAI's Southeast Region VP and Rally Master for the 2004 national rally in Sedalia, MO.

Member Profiles by Bob Cook

If you belong to the DOAI eGroup (powered by Yahoo), you have the ability to share some additional information about yourself and perhaps a photo of you with your D. Yahoo calls this information "member profiles." It is quite easy to create a member profile and this is an excellent way to get to know your fellow DOAI members.

To create your member profile, go to www.yahoo.com and log on. (If you are not already a Yahoo user, it is free to join.) From this page, click on the "View My Profile" link. On the next page, click on the "Edit" link next to your Yahoo user ID. If you have not created a profile, then you will click the "Create a new Public Profile" button. If you already have a public profile, the next screen will allow you to edit your information by clicking the "Edit Profile Information" link. When you are done with your changes, be sure to click the "Save Changes" button.

Adding a picture to your profile is easy. From your profile page, click on "Edit Picture," then, on the next page, browse to the location on your computer's hard drive of the picture you want to use and then click the "Upload" button.

If you really want to get fancy and have a lot of pictures you want others to see, you will have to use the Briefcase function of Yahoo. See the instructions on Yahoo for doing this.

Now, whenever a fellow member sees your Yahoo ID in the eGroup member listing, he can click on your Yahoo ID and view your profile and picture. If you have uploaded additional pictures to your public Briefcase, these pictures are accessible by clicking the "View my Photos" link.

So, let's all get busy and create those profiles! ❖

Bob Cook, DOAI's intrepid webmaster, is keeper and disseminator of all knowledge about the Internet. Bob and Mary have their profiles and photos on Yahoo.

Sedalia Rally Update

Registrations have been coming in, so we know many of you are planning on coming to Sedalia, Missouri in October for a great national rally. We have some more information to help you decide (just in case you're not sure yet):

- * **Line dancing class** for all those who have been wanting to learn how to do this fun activity.
- * **CPR class**...something we may need to know someday. **Please note:** this class will be offered on October 5, 8:30-11:30 a.m. Therefore, a one-day-early arrival is strongly suggested if you want to take this class.
- * **Fire extinguisher class** with hands-on activity
- * **Golf!**
- * **Red Hat Society** (pack those red hats and purple duds!)
- * **Craft class** featuring a crazy patchwork pendant or ornament. **Please note:** if you want more information about the class, or wish to reserve a spot, please e-mail the rally registrar as soon as possible – she's the instructor – at soltwedel45@hotmail.com. There will be a short list of items you will need to bring with you; most of the items will be supplied, including silk fabric, lace, buttons, brass charms, seed beads, ribbons, sewing threads, embroidery floss, and an in-depth instruction book. The cost will be \$5.00 per person, and the **deadline** for making a reservation in the class will be **September 10, 2004**.



A Clarification

The dates of the rally shown on the registration blank in the last issue contained an error. The actual dates are October 5 through October 9. The first day of the rally is October 5 when most of the people will be arriving. The last **full** day is October 8, and everyone will check out and leave October 9.

That means four nights of camping are included in the registration fee. If you want to come early, the fairgrounds can accommodate you up to two days; that means the earliest date you are allowed to arrive is October 3.

Also, the available electrical service is 30 amps only; 50 amps will not be available.

The registrar will contact everyone via e-mail as registrations are received. As more information about the rally is developed, messages will be posted to the eGroup and e-mails sent to all registrants. Y'all come! ❖

Maintenance Tips from Freightliner

Radiator and Charge Air Cooler Maintenance

On chassis equipped with a rear radiator, it is very important that the radiator and charge air cooler be inspected at regular intervals. Cummins® recommends inspecting the charge air cooler every 7,500 miles. This should also apply to chassis with Caterpillar® engines. This is because air and dust are being blown through the radiator and charge air cooler and can build up and reduce the airflow through the cooling system. This is considered part of normal maintenance.

From the engine side of the radiator, use a flashlight to look into the fan shroud at the face of the charge air cooler. If there is any dirt buildup, this should be cleaned, using a water hose and a mild solvent. If this is not done, the system can become clogged and can result in engine overheating.

Engine Compartment Maintenance

When camping in remote areas, check the engine compartment for small animals that may have taken refuge for the night before starting your engine. They like the warmth of the engine compartment but will make a real mess if you start the engine while they are nestled in the fan shroud.

Preparation for Storage

When storing your motor home for an extended period of time (60 days or more), the following steps should be taken to give it maximum protection:

Date placed in storage: _____

Mileage on vehicle: _____

- _____ Fill fuel tank and add a high-quality fuel stabilizer to the fuel (never store with a partially full tank of fuel).
- _____ Change the engine oil and filter (used oil does not give adequate protection).
- _____ Cooling system was originally protected with antifreeze to -34 degrees F. If colder temperatures are expected, adjust the mixture. If coolant has been in the vehicle for five years or 100,000 miles, flush the cooling system and fill with an appropriate mixture of antifreeze and softened water, and be sure that the coolant contains a rust inhibitor.
- _____ If it has been more than 18 months or 24,000 miles since the transmission has been serviced, change the fluid and filter.
- _____ Service the fuel filters.
- _____ Run the engine until fully warmed up.
- _____ Operate the air conditioning.
- _____ If possible, store the vehicle in a dry, well-ventilated area, protected from sunlight.
- _____ Check tires for damage and set tire pressure to maximum as indicated on the sidewall of the tire. Clean the tires using the normal, mild soap that you would use to clean your RV.
- _____ If possible, raise the vehicle onto safety stands. Do not store the vehicle on the hydraulic leveling jacks. Hydraulic jacks will "bleed" pressure over time, lowering the coach back onto the tires.
- _____ Cover tires to protect from heat and sunlight.
- _____ If possible, release the parking brake.
- _____ Remove and clean the battery. **Always disconnect the negative (-) cable first.** Store the battery in a cool, dry place and **keep it charged.**
- _____ Lubricate all grease fittings on the chassis and drivetrain.
- _____ Cover all engine and transmission openings with

moisture-resistant tape.

When removing your motor home from storage, the following steps should be taken to give it maximum protection:

- _____ Remove covers from tires and thoroughly inspect the tires for damage. Inflate them to the correct pressure for the actual weight on the tires. Consult the Michelin® Tire Guide for correct tire pressure. Weigh your coach if you don't know the coach weight.
- _____ Check for fluid leaks. Repair as necessary.
- _____ Check engine oil level. Add oil if needed.
- _____ Check coolant level in reservoir and radiator (do not open radiator cap on hot engine).
- _____ Check hydraulic fluid level in reservoir. Add fluid if needed.
- _____ Check engine belts for wear, damage or cracking.
- _____ Check engine fan for damage.
- _____ Check fuel/water separator. If empty, prime fuel system per instructions in your operator's manual.
- _____ Check engine compartment for nesting animals.
- _____ Check for leaks and damage to hoses and wiring.
- _____ Check rear-axle lubricant level.
- _____ Lubricate chassis and drivetrain.
- _____ Check the charge level of the battery. Clean ends of battery cables. If batteries need to be removed or replaced, install a clean and fully charged battery. **Always connect the positive (+) cable first** and then the negative (-) cable. Coat the battery terminals and connectors with a protective sealant.
- _____ Turn the ignition to the RUN position. Verify that the fuel gauge and voltmeter are operating properly.
- _____ If stored on safety stands, lower vehicle at this time and set the parking brake.
- _____ Run engine until warm. Re-check for fluid leaks.
- _____ Check transmission fluid level using the Cold Check method in the Allison® transmission operator's manual. Add fluid if necessary.
- _____ Check all exterior lights, and replace as necessary. ❖

We extend thanks to Freightliner Corporation and Ron Anders for permitting us to reprint these helpful tips.

One Man's Fix

by Don Carroll

I had a problem with my slide marking the floor. I devised a fix and posted the solution on the DOAI website. Recent eGroup messages indicated several members were having the same problem. I hope my solution proves helpful.

The edge of the floor of the slide in my coach deflects downward enough so that it rests on or comes in contact with the tile floor during travel, and marks the floor with what looks like aluminum oxide – a black deposit. It has done this since essentially new. I had some conversations with other D owners and with a dealer service manager, none of whom gave acceptable guidance (the service manager suggested returning to the factory for what sounded like major work, which did not appeal to me).

My solution to prevent the marking was to put spacers between the tile surface and the bottom surface of the retracted slide platform, as follows:

1. **After retracting the** slide, I slip the tip of a thin and broad (2" wide) pry bar between the tile surface and the

Continued on next page...

One Man's Fix, continued

bottom surface of the slide platform at the edge of the slide floor (which is carpeted). The location of the pry bar is just rearward of the projecting corner of the dinette portion of the slide platform – the forward edge of the pry bar is 2" rearward of this corner. This location is about mid-span of the slide assembly.

2. **In order to** get the tip of the pry bar underneath the slide platform, I bump the other end of the pry bar with enough force to move the tip about 1/2" to 3/4" under the platform. This lifts the platform 1/4" to 5/16".
3. **I place two** rubber spacers between the tile floor surface and the bottom of the platform, one just forward and one just rearward of the pry bar, far enough underneath so that they will support the platform.
4. **The spacers are** round and flat – about 7/8" in diameter and 3/16" thick. They are made of slightly soft rubber, and can be sliced off rubber stoppers available at Home Depot, etc. To cut the rubber, I use a sawing action with a sharp knife blade and I lubricate the cutting action with liquid detergent.
5. **With the spacers** in place, I pull the pry bar out from beneath the platform, allowing the weight to transfer to the spacers.
6. **After the day's** drive, before extending the slide, I replace the pry bar under the slide platform, located as above. While pushing downward on the lever end of the pry bar in order to lift the platform off the spacers, I use a retrieval tool made of more-or-less 16 gauge wire to move the spacers out from the platform. The wire tool has a semi-circular hook which goes behind the spacers in order to pull them out.

Each operation – placing and removing the spacers – takes about one-half to one minute. Any questions? Please let me know at seecarrollsgo@aol.com. ❖

Don and Stella Carroll live in Tennessee, and travel often in their Discovery. They've been RVing for about ten years.

You Can Run, But You Can't Hide

by John Veach

As full-time RV'ers, we travel to all corners of our great country. Friends and family asked us, before we headed out almost five years ago, to let them know from time to time where we were. To that end, we have installed a tracking system in our Discovery that allows folks to follow us as we travel.

As amateur radio operators (hams), we have access to the Automatic Position Reporting System or APRS. APRS was developed by a ham radio operator to allow people to track each other using the Global Positioning System or GPS.

The requirements for using APRS include at least a Technician Class Amateur Radio license. This license has never been easier to acquire. The license requires a simple test of mostly rules and regulations of the Amateur Radio Service and it no longer includes a Morse code test. In fact, the Morse code requirement has been deleted from the amateur testing in many countries around the world. The United States is reviewing the need for Morse code testing for the other two classes of amateur licenses in this country right now.

At this point, there are three classes of ham radio licenses in the U.S.: the Technician (requires no code test), the General and Extra Class licenses. The last two require a five-word per minute Morse code exam at the present time. While one can use APRS with any of these classes of ham radio licenses, the Technician is the entry class and is by far the easiest to acquire.

You can find a location for taking this exam by logging on to the American Radio Relay League at www.arrl.org. The ARRL is the largest entity representing ham radio interests in the world. They have books to help you learn the basic information needed to get your Technician license (or any other class of license). They also can help you find a site where local ham volunteers (VECs) will administer your exam.

After you acquire your ham radio license, you will be assigned a call sign. My call is KE4D. With your license and some simple equipment, you can then get on APRS and allow folks to track you via the Internet.

If you go to www.findu.com/cgi-bin/find.cgi?ke4d, you will see my APRS signal and my location. I have a Delorme Tripmate GPS receiver that sets on the top of my TV inside my Discovery. That GPS feeds a signal to a

ham radio I have installed in the front of the D. The radio beacons my position as provided by the GPS out on the Amateur two meter band.

When we are sitting as we are now, in Okeechobee, Florida, I beacon every 30 minutes. An Internet gateway ham radio station then picks up this signal. There are hundreds of these scattered around the U.S. This station in turn, sends my position information to a website at www.findu.com. The web server then posts my position on a map at the exact GPS coordinates provided by my GPS receiver. You can even call up a satellite photo of many parts of the country with APRS.

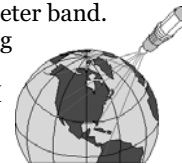
When we are traveling, I beacon every three minutes and you can actually see us moving down the road. The report gives our speed, direction and altitude. Many times, we have received e-mail from folks who saw us as we traveled through their town or county.

Other than a small fee for the license test and the cost of your GPS and ham radio equipment, this is a free service. The radio equipment needed is a two meter radio and a terminal node controller, or TNC, along with a GPS. My particular radio has a built-in TNC and APRS software included, so I have just the radio and GPS to utilize this feature.

APRS allows our children and grandchildren to know exactly where their wandering parents and grandparents are in real time at any given moment. It provides the same information to other ham radio operators in the area in addition to thousands of folks who see us on the Internet. We have had numerous visits from folks who have seen us on APRS and stopped to see us.

APRS is a great way for your family and friends to keep up with your travels, and ham radio is a great hobby for anyone. If you are interested and need more information, feel free to e-mail us and we will try to help you get started. ❖

John and Libby Veach have their radio apparatus onboard their 1999 Discovery, and they operate amateur radio stations KE4D and KB4FFO; their website is www.therollinghome.com. You may reach John and Libby at ke4d@escapees.com. John is co-webmaster of DOAI's website, along with Bob Cook.



Discovery "Souper Bus" Travels to Promote Charity by Dan Fletcher

In the last issue of Discovery Express we shared with you Dan's article on how his 38' Discovery was wrapped in bright fleet graphics for a 10-cities-in-10-days tour to promote the 15-year-old nationwide youth-led movement, Souper Bowl of Caring. Here's his follow-up report:

On January 22, we had the honor of serving at the Capital Area Food Bank with First Lady Laura Bush. She packed and sorted food with young volunteers in the food bank and delivered a short address asking all Americans to join the Souper Bowl team. Before Mrs. Bush's arrival, the Souper Bus was swept (that's Secret Service-speak for thoroughly searched) by members of the Secret Service, both human and canine.

The following day we visited the St. Anthony Padua School in Baltimore, then headed south. Our next stop was the food bank in Raleigh. After sorting food in the Food Bank of North Carolina on Saturday, January 24, we boarded the bus and headed back to our home base in Columbia, South Carolina to continue the southern leg of our journey.

While we had no trouble with winter weather in the north, an ice storm proved to be our undoing in Charlotte and Columbia, where both events had to be cancelled. Determined to keep our schedule at the Jacksonville, Florida food bank on January 27, we headed out of Columbia on January 26 while the ice storm continued to worsen. Just south of the I-95/I-26 confluence in South Carolina, the freezing rain turned to rain. Florida temperatures the next day were balmy.

We participated in a press conference at the Food Bank of Northeast Florida where they announced a task force to promote the Souper Bowl of Caring in 2005, when the big game will be played in Jacksonville. Then we headed west on I-10 for Mobile, Alabama. The next day we visited the Little Flower Catholic School and the Trinity Land Day Care Center. The school issued a challenge to other schools to participate in the Souper Bowl of Caring while the day care center fed all on board the Souper Bus homemade soup.

Heading across the bayous and swamps of Louisiana, we arrived in New Orleans by late afternoon on January 29. The Souper Bus crew, except for the driver, stayed in a



downtown New Orleans hotel. The hotel staff made arrangements for the Souper Bus to park on the street. We had to fold in the drivers mirror to make sure it wouldn't be hit by the passing streetcar. The next morning we enjoyed beignets from the Café Du Monde in the French Quarter before working at the Second Harvesters Food Bank. The final leg of our Blitzathon journey was from New Orleans to Houston, Texas arriving in Houston January 29. While in Houston, we parked the Souper Bus outside of the convention center, where frenzied activity for the upcoming game was taking place. The Carolina Panther cheerleaders were there and posed for a picture beside the Souper Bus. The colorful bus attracted lots of attention and people even knocked on the door to make donations to the Souper Bowl of Caring.

On Friday night January 30, cheering young people greeted the Souper Bus as we rolled into the Houston Food Bank to volunteer. On Saturday, we made the rounds to several churches collecting canned goods in a citywide food drive that gathered over 40,000 pounds of food and \$40,000 for area food banks and pantries. Totaling these figures and using Houston Food Bank conversion charts, this translates to over 1.5 million meals to feed those who are hungry.

Reports continue to come in from participants in Souper Bowl of Caring 2004. As of March 10, over 12,000 participants have reported collecting \$4,116,443 to help the hungry and hurting in their communities.

My wife, Anne, flew to Houston to make the drive back to our home in

Columbia, South Carolina. We plan to leave the wrap on for a while longer before transforming back to our regular Fleetwood Discovery. The wrap has to be heated and then removed by Bumper2Bumper Media, the company that donated the graphic wrap for the Souper Bowl.

To check the Souper Bowl of Caring totals or to get more information on how you can get your organization involved visit www.souperbowl.org. And if you see a brightly colored bus with giant teenagers, don't forget to honk. ❖

If you belong to a faith community, how about proposing to your congregation's youth group that they get involved in this helpful and meaningful endeavor for 2005? It's a great way to help those who need our help, and it just plain feels good to know that somewhere, someone may not be as hungry and perhaps have a bit more hope because of our sharing.

Campground Memberships

by Bob Cook

Most RV'ers soon look for ways to lower their nightly camping costs. There are many camping "clubs" that tout great savings if you belong to their system. The purpose of this article is to help you with some guidelines and tips so that you can make an informed decision.

Types of Memberships

There are basically three types of campground memberships – campground associations, membership clubs and discount networks.

Continued on next page...

Campground Memberships, cont.

One type, the campground association, typically requires that you have a "home park." This usually requires that you pay an initial fee to join, an annual "maintenance fee" to your home park, and annual dues to the national organization. Members get to camp for a set fee per night with typically a one- or two-week maximum stay. Usually, only ten percent of the total spaces in a campground are available for member RV'ers to camp at the discounted rate, so reservations are usually necessary. Campgrounds are individually owned and operated. The initial fee and annual maintenance fees vary widely between member campgrounds, so you should always shop for the best deal. An example of a campground association is *Coast to Coast*, and the number of member campgrounds can be upwards of 400+. Note also that there is a lot of turnover in the member campground system as existing parks may leave the system and new parks join the system.

Another type is the membership club where all the campgrounds are owned and managed by a single company. You may also have a "home park," and you will have to pay an initial fee to join and annual maintenance fees. In exchange, you may get a certain number of "free" nights and/or a set fee for additional nights. Some clubs have contracts that obligate you to remain in the system for a minimum number of years unless you sell your membership to another person. Your length of stay is usually limited, after which you must leave for a predetermined time before coming back into the same park (and sometimes the same system). Reservations are usually recommended during the busy season. *Thousand Trails* is an example of a membership club, and typically you will find well less than 100 campgrounds in the system. This is usually the most expensive option in terms of up-front and maintenance costs.

The third type of membership is a discount network. This type of membership only requires an annual member fee to the national organization, does not require home park initiation or maintenance fees, and does not have any commitment beyond to be a member for more than a year. Campgrounds in the member network are individually owned and operated. In exchange for the annual membership fee, you are allowed to camp at member campgrounds at a predetermined rate or a

percentage of the full rate (usually 50 percent).

Reservations may or may not be taken. All sites are available for the discounted rate if vacancies are available. However, some discount networks have blackout dates when the discount rate does not apply. For popular snowbird areas, this may be the entire winter season. *Passport America* and *Recreation USA* are examples of discount networks and they will typically have 300 to 800 member parks.

Before You Join

Extreme care should be exercised when joining a campground association or a membership club, as you are usually obligated to pay dues and maintenance fees for a minimum number of years unless you sell your membership. Like timeshares, resales usually net a small fraction of your initial investment, and the purchaser may have to pay a substantial "transfer fee" to join the organization. Also, over time, the annual dues and maintenance fees may be increased, and it is important to understand the terms and conditions of these increases.

Before you join any campground membership club, make sure that the campground system has campgrounds where you are likely to travel and take advantage of their facilities. Are you willing to possibly go out of your way to stay at a member park? Are you willing to make reservations, often far in advance, to ensure that you have a site?

You will also want to make sure that the company that owns the campgrounds in a membership club is financially viable, as you will lose your investment if they go bankrupt.

We have been full-timing for more than five years and have investigated many of the options described above. For us, the only options that make economic sense are the discount campground networks.



RV Safety Tip

When considering the purchase of a new RV, ensure that it has carrying capacity to match your requirements.

Although you may not be able to find a place to weigh it wheel by wheel, weigh each axle, then evaluate the location of storage areas, liquid tanks, major appliances, slide-out rooms,

generator, LP gas tank, etc., to see if the distribution of these heavy components makes sense.

You must have a good knowledge of your personal weight carrying requirements. A few helpful figures are the following pounds per gallon:

Water – 8.3
Gasoline – 5.6
Diesel Fuel – 6.8
Propane – 4.2

As you calculate your requirements, keep in mind that *everything* you put in the RV has weight. The average couple carries approximately 2,000 pounds of "stuff," while the average full-time couple carries an average of 3,000 pounds.

Remember: selection of the proper RV for your unique needs is *your responsibility*. When you buy a pair of shoes, you don't buy an 8 if you wear a 10. Know what your "size" (carrying requirement) is *before* you start shopping, and verify that the proposed RV meets your needs. ❖

The foregoing was provided courtesy of the Recreational Vehicle Safety Education Foundation, Inc., 4575 Annette Ct., Merritt Island, FL 32953. RVSEF is a non-profit safety education foundation, providing safety education materials and services to the RV industry. RVSEF publishes a comprehensive safety education program, which can be ordered by calling them at 321.453.7673, or on their website at www.rvsafety.org.

Tips to Prevent Identity Theft

A friend of Don Fuller's forwarded the following, commenting that while we've probably heard these tips before, it's a good idea to refresh our memories so we can protect ourselves.

Identity theft and account fraud are making headlines. Identity theft happens when someone steals personal information such as your bank account number or Social Security number, and then poses as you, either cleaning out your account or running up debt in your name, or both. The threat is real, and the government estimates 400,000 people are victimized by these crimes each year.

Maximum security is possible only with your help. Here's what you can do to stop identity theft before it happens, and protect your assets and your good name.

❖ **Don't** give out financial information such as checking and credit card numbers – and especially your Social Security number –

Continued on next page...

Prevent Identity Theft, cont.

on the phone unless you initiated the call and know the person or organization you're dealing with. Don't give that information to *any* stranger, even one claiming to be from your bank.

2. **Report** lost or stolen checks immediately. Your bank will block payment on the check numbers involved. Also, review new deliveries of checks to make sure none has been stolen in transit.
3. **Store** cancelled checks – and new checks – in a safe place.
4. **Notify** your bank of suspicious phone inquiries such as those asking for account information to “verify a statement” or “award a prize.”
5. **Guard** your ATM Personal Identification Number and ATM receipts. Thieves can use them to access your accounts.
6. **Don't** throw away financial solicitations that arrive in your mailbox. Tear them up so thieves can't use them to assume your identity. Tear up any other financial documents such as bank statements or invoices before disposing of them.
7. **Don't** put outgoing mail in your mailbox. Drop it into a secure, official Postal Service collection box. Thieves may use your mail to steal your identity.
8. **If regular** bills fail to reach you, call the company to find out why. Someone may have filed a false change-of-address notice to divert your information to his or her address.
9. **If your** bills include suspicious items, don't ignore them. Instead, investigate immediately to head off any possible fraud before it occurs.
10. **Periodically** contact the major credit reporting companies to review your file and make certain the information is correct. For a small fee you can obtain a copy of your credit report at any time. The three major credit bureaus are: Equifax (800.685.1111), Experian (800.682.7654), and TransUnion (800.916.8800). According to some state laws, you are eligible to receive a free copy of your credit report annually from these services.

Follow these tips and you can head off identity theft and account fraud before they ever happen. ❖

Discovery Modifications

We humans are a changeable species. We no sooner purchase the home (or motor home) of our dreams, but what we begin to change it, re-arrange it, alter it, do stuff to it...we modify! This is the first of a series of articles featuring the interesting things DOAI members have done to their rolling homes, large projects and small projects and everything in between. And we want to hear from more of you who have turned a crafty and talented hand to the task.

This issue we feature a series of modifications Bob Baugh has made to his 2003 39P with two slide-outs. In the next issue we'll feature modifications done by Peter Shaffer, and we have Carl Dykman and others waiting in the wings. With each presentation, please don't hesitate to contact the member for more detailed information...and happy modifying!

Bob writes: Although I have not made any original modifications to my coach, as almost all the ideas were stolen from someone else, here are a few of the things I believe have added to the livability of our “D.”

The first and easiest modification was to add small shelves behind the loveseat and couch. There was no place to put a drink while sitting at either site. The shelf behind the loveseat is full length of the window with two cup holders which were routed out with cork inserts (see photo 1). The small shelf behind the couch is short and fits behind the indentation on the back. This allows the couch to open and close for sleeping, with no interference from the shelf. I also added a magazine rack with small drawer and cup holder at the end of the couch behind the driver's seat (see photo 2). None of these interfere with the normal use of the coach, and are very convenient when sitting, watching TV, or visiting with friends.

In the kitchen area, we had an open space with a door under the counter. In this area I placed a sliding three-shelf tray for storing canned goods (A in photo 3). As originally designed, this space was almost useless. Also under the counter and between the new sliding



Photo 1 – Behind Loveseat



Photo 2 – At end of Couch




Photo 3 – Kitchen Drawers

tray and the doors under the sink, I removed the facing and inserted three small drawers (9" by 14", B in photo 3). These are very nice for storing spices, condiments, etc., and create a significant amount of cabinet space.

In the bedroom, under the three drawers built below the corner TV, I added two more drawers (D and E in photo 4, next page). These are short,

Continued on next page...

Discovery Modifications, continued

only 11" deep, as they must fit in front of the water heater. To create these drawers, one must cut out the drawer openings in the wall paneling, but these have already been framed into the original design. The extra drawer space is extremely beneficial for increasing bedroom storage.

Since we never use the table insert when dining, I modified it to make a fold-down shelf that works nicely for holding our laptop computer. The shelf folds down against the wall when not needed (see photo 5).

None of these modifications were difficult to do. As I stated in my last president's message (see Winter 2003-2004), getting the motivation and courage to make that first cut is the hardest. The woodwork in my coach has the light maple finish, and can easily be matched with hard maple wood covered with a clear,




Photo 4 – Bedroom Drawers

light coat of polyurethane. If it needs to be darkened slightly, try a small application of linseed oil before applying the polyurethane. Don't allow the linseed oil to set too long before wiping or the wood may become too dark. ❖

Bob and Carol Baugh live in Richmond, Kentucky when they aren't traveling in their modified Discovery. If you have questions about the modifications Bob made to his motor home, contact him at rcbaugh@zeus.chapel1.com. We thank Bob for sharing!



Photo 5 – Fold-down Shelf

RV Safety – Hidden Hazard of the Road by RV Alliance

As a traveler, you're familiar with the usual hazards of life on the road, such as rain, ice and fire; but did you know that sitting for long periods can also be hazardous? Studies show that an extended duration of immobility can lead to a condition called *Deep Vein Thrombosis (DVT)*. When a person sits or lies still for a prolonged period of time, blood thickens, which can lead to clots in the veins.

Statistics show approximately two million people, and possibly more, are afflicted each year – particularly people over the age of forty, women taking estrogen, those with varicose veins, those with family history of blood clots or DVT, pregnant women and anyone recovering from recent surgery or a condition that required they be immobile for any period longer than a day.

Medical research shows that about half of people afflicted with DVT experience no symptoms. The other half sometimes experience a swelling and warming in the tissues of the legs, a sore tenderness in the veins of the legs and/or pain when standing or walking. These symptoms can occur up to two weeks after a long drive or period of immobility. If you are experiencing any of these symptoms, see a doctor as soon as you possibly can.

In more extreme cases of blood clots in the lungs or other vital areas, symptoms may include shortness of breath and/or chest pain. If you

Continued on next page...

More About Fraud

Following on the heels of that helpful article on page 18 about preventing identity theft, is this cautionary tale.

One of the more prevalent frauds being perpetrated today takes place when one is selling an item which is supposed to be shipped to the purchaser, or to the purchaser's representative, and paid for by a check which considerably higher than the selling price.

The following actually took place recently via the DOAI website: An individual (who is not a DOAI member) advertised a set of wheels and tires for a Discovery for \$950. He was contacted via e-mail by a party wishing to purchase them. The purchasers said they were from the UK, and had a

container shipping soon and wanted to include the wheels and tires in the shipment. They advised the seller he would receive a certified check for \$6,000, and then asked the seller to wire the balance of \$5,050 to the designated shipper to pay for the freight. He was further advised the shipper would make arrangements to pick up the wheels and tires.

The seller thought it was a rather strange request, but felt it might be legitimate since, according to him, the only place he had advertised the items was on the DOAI website. He received the check, and then decided that a bit of caution was in order. Before he sent the money, he checked with his bank manager. Sure enough, the check was bogus.

The seller, of course, didn't take

the matter any further, but wants each of us to be alert for scams such as this. As he wrote, "I can see where someone can get taken very easily, because the scam artist was contacting them about something on the DOAI website, which might give the scammer a bit of credibility."

On a personal note, my response was that if anyone offered to send me a check for several thousand dollars more than the selling price, expecting me (a stranger) to be honorable and send the balance to another party, it would immediately cause an alarm to go off in my head. This scam is very similar in ultimate intent to those bogus e-mails you may have received from someone in a Third World country needing to transfer huge sums of money "to your bank account." ❖

Hidden Hazard of the Road, continued

experience these signs, call 911 immediately. Waiting to see a doctor can cause the condition to worsen and put your health at serious risk.

Fortunately, blood clots are highly treatable once detected. If diagnosed, your doctor will likely prescribe an “anti-coagulant,” or blood thinner, to break up any clots that may be forming. If you have a serious incident, a hospital stay will probably be on the agenda.

While this condition can be very dangerous, by being aware of it and taking some simple precautions, it is easily preventable.

- **Drink** plenty of fluids. Dehydration can cause a thickening of the blood and a higher risk of blood clots.
- **Avoid** caffeinated drinks and smoking – these can also contribute to thickening of the blood.
- **Avoid** crossing legs when seated.
- **Wear** loose-fitting and comfortable clothing when you know you’ll be driving a long distance.
- **Taking aspirin** may help thin the blood and counteract clotting. Consult your doctor to ensure that taking aspirin for this purpose is recommended.

- **If you are concerned** or your doctor has assessed you are at risk for DVT, you can purchase special stockings called compression or anti-embolic stockings; these are often covered by medical insurance. The stockings assist the natural function of your veins by offering mild graduated compression, improving the return of blood to the heart.
- **Most importantly**, get up and move around for a few minutes every two hours or so. If it’s not possible to stand and move around, see the illustrations following for some in-your-seat exercises for RV passengers and the driver when the RV is parked (courtesy of United Airlines).

Because being out of your seat belt while the vehicle is moving is a safety hazard, stop the vehicle when you need to move around. If you have the option, share the driving responsibilities with your traveling companion. Driving doesn’t leave much room to move, so stop at roadside attractions or rest areas and stretch or switch drivers every two to three hours. Making a routine out of stopping regularly for a little exercise can keep you healthy and make your trip more enjoyable. ❖

In-Your-Seat Exercises

by United Airlines

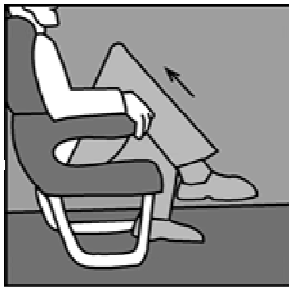


Figure 1

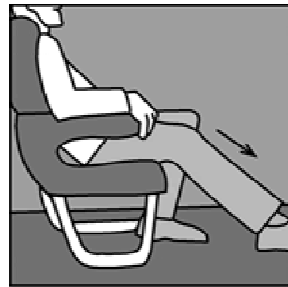


Figure 2

Lift your knee as far as you can up to your chest (Figure 1). Repeat with other knee. Then straighten knee (Figure 2), increasing the amount of joint space at the back of the knee to its full range. Repeat with other leg.

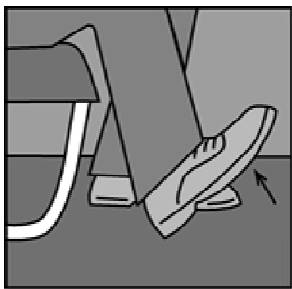


Figure 3



Figure 4

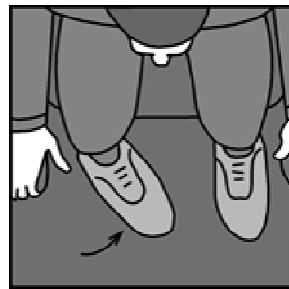


Figure 5

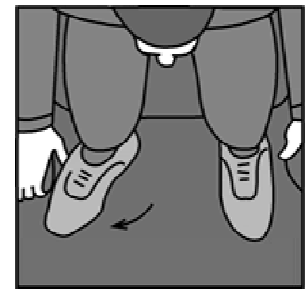


Figure 6

With your heel resting on the floor, point your toes upward (Figure 3). Repeat with other foot. With your toes resting on the floor, lift your heel upward (Figure 4). Repeat with other foot. With the ball of your foot on the floor, gently swing your heel out, rotating on the ball of your foot so your toes are pointing toward each other (Figure 5). Do this with both feet at the same time or one at a time. Reverse the last exercise: leaving the ball of your foot on the floor and gently swing your heel inward, leaving your toes pointing away from each other (Figure 6). *Illustrations by David Navascues.* ❖

We thank RV Alliance for permission to reprint the two preceding articles. With nearly four decades of experience insuring RVs, no one understands your vehicle like RV Alliance America, the RV insurance specialist. RVAA has multiple carrier options and can provide you with a policy custom-designed for the special nature of your coach. RVAA also offers the added benefit of umbrella coverage, which provides liability coverage that extends beyond your RV, home and auto insurance policies to protect you from a costly lawsuit. To get a quote, call RVAA at 800.521.2942, or visit www.rvaa.com for more information.

**South Central Regional Rally – Bluebonnet Bash
 Havens Landing RV Resort, Montgomery, Texas
 April 21-24, 2004**



Havens Landing offers 239 level concrete sites, full hook-ups, 20/30/50 amp service, and SATV to full hook-ups, as well as a 15,600-square-foot wood-floor pavilion, an enclosed large heated pool, spa and wading pool, an exercise room, camp store, billiard room, game room, gift shop and boutique, lending library, stocked lakes, shuffleboard, dog walk and more! Check it out at www.havenslanding.com or call 800.535.8351 to arrange extra nights' reservation. **Directions to Havens Landing RV Park:** On I-45 south of Dallas, and 40 miles north of Houston, take Exit 87; go west on state highway 105. Travel 13 miles to resort, entrance on the left.

Make checks payable to:
 Discovery Owners Association, Inc.

Mail check and registration form (below) to:
 Claire Weber, Registrar
 15814 Pebble Bend Dr
 Houston TX 77068-1210
 E-mail: cweber@houston.rr.com
 Telephone: 281.537.0804



**South Central Regional Rally – Bluebonnet Bash
 → REGISTRATION FORM ←
 Please PRINT or TYPE all information – You may photocopy as needed**

Last Name _____ First Name _____ Co-Pilot _____
 Street _____ City, State, ZIP+4 Code _____
 DOAI # _____ Telephone _____ E-Mail Address _____
 Children/Guest Last Name _____ First Name _____
 Emergency Contact Name _____ Emergency Telephone _____

Check all applicable:

- Need handicap parking DOAI officer Vendor First regional rally

	<u>Cost</u>	<u>Total</u>
Coach w/two people (4 nights – 21-24)	\$120.00	_____
Coach w/one person	85.00	_____
Extra person/s each	45.00	_____
Golf and prizes each	32.00	_____
Museum Tour each (includes lunch)	30.00	_____
Check Enclosed		=====

VOLUNTEERS NEEDED!

Yes, I/we will help:

- | | | | |
|---------------------------------------|--|---|--|
| <input type="checkbox"/> Parking | <input type="checkbox"/> Seminars | <input type="checkbox"/> Golf | <input type="checkbox"/> Tours |
| <input type="checkbox"/> Registration | <input type="checkbox"/> Door Prizes | <input type="checkbox"/> Entertainment | <input type="checkbox"/> Welcome Bags |
| <input type="checkbox"/> Reporter | <input type="checkbox"/> 50/50 Game | <input type="checkbox"/> Breakfast Helper | <input type="checkbox"/> Vendor Helper |
| <input type="checkbox"/> Photographer | <input type="checkbox"/> Clean-up Crew | <input type="checkbox"/> First Aid | <input type="checkbox"/> Other or Where Needed |

National DOAI Rally 2004 – Show Me the Ozarks

Missouri State Fairgrounds, Sedalia, Missouri
October 5-9, 2004 (Four nights' camping)

Grassy sites, 30 amp service, water and sewer hook-ups
You may arrive up to two nights early for \$13/night (as early as October 3)

Vendor Displays – Seminars – Fun Activities – Parade of Homes – Swap Meet – Craft Sale
CPR Class – Line Dancing Class – Craft Class – Great Food – Fellowship!

HELP US PLAN – REGISTER EARLY! NO REGISTRATIONS AFTER MONDAY, SEPTEMBER 20, 2004.

Make checks payable to:
Discovery Owners Association, Inc.

Mail check and registration form to:
Nina Soltwedel, Registrar
DOAI National Rally 2004
4736 Harwich Street
Boulder, CO 80301-4217

Fill out form below completely
and attach check.

If you want to park together, you must arrive together.
QUESTIONS? Call Nina (888.786.2962) or send e-mail (soltwedel45@hotmail.com)
NO REFUNDS AFTER SEPTEMBER 20. NO SHOW, NO REFUND.



National DOAI Rally 2004 – Show Me the Ozarks
REGISTRATION FORM

Please PRINT or TYPE all information – You may photocopy as needed

Last Name _____ First Name _____ Co-Pilot _____
Street _____ City, State, ZIP+4 Code _____
DOAI # _____ Telephone _____ E-Mail Address _____
Extra Person/s Last Name/s _____ First Name/s _____
Emergency Contact Name _____ Emergency Telephone _____

Check all applicable:

- Need handicap parking DOAI officer Vendor First national rally

Costs:

\$125 per coach with two adults \$ _____
\$83 per coach with one adult \$ _____
\$42 each additional adult per coach: \$42 x _____ \$ _____
\$13 per night early arrival: *\$13 x _____ \$ _____
*Maximum two nights – Oct. 3 and 4
Check Enclosed \$ _____

Keep a copy of this registration form for your records.

VOLUNTEERS NEEDED!

Yes, I/we will help:

- Parking Seminars Golf Tours
Registration Door Prizes Entertainment Vendor Helper
Reporter 50/50 Game Meal Helper Merchandise Sales
Photographer Clean-up Crew First Aid Where Needed

Yes, I/we would like to participate in: (Check all that apply)

- Book Exchange Parade of Homes Craft Sale/Swap Meet Red Hat Social

DISCOVERY OWNERS ASSOCIATION, INC. MEMBERSHIP APPLICATION

Welcome to an organization open to all owners of Discovery motor homes by Fleetwood RV. DOAI is an organization intended to foster social opportunities and information exchange among members.

Dues are \$16.00 for one year, \$45.00 for three years, or \$75.00 for five years. New members pay an additional \$4.00 one-time administrative fee.*

PLEASE...PAYABLE IN U.S. FUNDS ONLY! Questions? Call 888.594.6818

Mail the form below with your check payable to Discovery Owners Association, Inc. to: MaryAnn Crowell, Membership Chairman 207 County Road 3000 Lott, TX 76656-3828

Pilot Last Name _____ First _____ Co-Pilot _____

Address _____

City, State, ZIP+4 Code _____

Home Telephone _____ Cell Telephone _____

Discovery Year _____ Length and Model _____ E-Mail Address _____

Is this your first RV? ____ Yes ____ No Are you a full-time or part-time RV'er? _____

Check enclosed for \$ _____ representing (check one): One year Three years Five years

*One year = \$16.00 plus \$4.00; three years = \$45.00 plus \$4.00; five years = \$75.00 plus \$4.00

Discovery Owners Association, Inc. MaryAnn Crowell, Membership Chairman 207 County Road 3000 Lott, TX 76656-3828

PRESORTED FIRST CLASS MAIL U.S. POSTAGE PAID BOULDER, CO PERMIT NO. 94

ADDRESS SERVICE REQUESTED