



2008 Discovery, Red Wine, Scheme 1

Discovery EXPRESS

Vol. 10, No. 2

Celebrating DOAI's Tenth Anniversary

Spring 2008

In This Issue

Membership Sponsors	2
DOAI Badges	2
President's Message	3
DOAI Loses a Good Friend	3
Treasurer's Report	4
Audit Committee Report	4
Welcome, New Members	5
Silent Auction Planned	5
Secretary's Report	6
Thoughts and Prayers	6
Emma, Bubbles, and Me	7
Region Reports:	
Southwest Region	8
South Central Region	8
Southeast Region	8
Rally Opportunities	9
Helpful RV Contacts	9
DOAI Board	10
DOAI Chapters/Presidents	10
DOAI Committee Chairmen	10
Toll-Free Phone Information	11
Chapter Reports:	
Heartland Discoverys	11
Discovery Texans	11
Discovery Pioneers	11
Quad-LATO	11
Louisiana Mudbugs	12
Blue Ridge Discoverys	12
Florida Rolling Gators	12
Desert Rats	12
VP of Development Report	13
Computer Corner	13
Feeding the RVer	13
Fleetwood Tech Info	14
DOAI Forum Conversation	15
RV Safety	16
Dr. Dometic Says	17
Good For You!	18
Hints and Tips	18
Membership Application	18
2008 Rally Tours/Events	19
Items for Sale	21
National Rally Form	22
Scenes from SE Region Rally	23
Important Nat'l Rally Info	23

SUPER ISSUE FOR SPRING!

We have a great Discovery year for 2008, with a super national rally, chapter rallies galore, and lots of exciting things on the horizon.

DOAI 10th Anniversary Celebration

Let the fun begin! The registration form is on **page 22** (and online at www.discoveryowners.com) and you will find information about the tours and golf beginning on **page 19**. Don't miss any of the information; it's all important and we want you to have a super good time at our tenth anniversary bash next September. Read pages 19-20 carefully because there are some restrictions on the number of tours an individual can take due to the length of some of the tours.



You will find information about a special addition to this year's national rally – a silent auction – which will benefit an agency that provides service dogs – a charity close to Dorothy Devine's heart. See the article on **page 5**, and don't miss the one on **page 7**.

The silent auction will consist of donated handmade, new, and collectible items from DOAI members and friends. Check out how **you** can get involved!

And You Thought It Couldn't Get Any Better...

Thanks to the efforts of Webmaster Bob Cook, in conjunction with Portia Williams, membership director, and Micky Racer, treasurer, it is now possible to join DOAI or renew your membership online. Your board of directors is working hard to make this club more efficient and more responsive to members, and the hard work is paying off. See Bob Cook's article on **page 13**.

Don't miss any of the news inside this issue...

Quarterly Publication of Discovery Owners Association, Inc.,
an organization by and for owners of Discovery by Fleetwood® RV Motor Homes.

DISCOVER THE VERY BEST LIFE HAS TO OFFER

DOAI Membership Sponsors

We extend thanks to these Discovery dealers who support DOAI by paying for a year's membership for each person who purchases a new or used Discovery motor home.

Ancira Motorhomes, Inc., Boerne TX	800.299.1199	www.ancirarv.com
Bankston Motor Homes, Inc., Huntsville AL	800.624.2899	www.bankstonmotorhomes.com
DeMontrond RV, Houston TX	800.392.1480	www.demontrondrv.com
K&C RV Centers LLC, Longmont CO	877.632.5278	www.kcrv.com
K&C RV Centers LLC, Colorado Springs CO	877.632.5278	www.kcrv.com
Lazydays RV SuperCenter, Seffner FL	800.500.5299	www.lazydays.com
PPL Motor Homes, Houston TX	800.755.4775	www.pplmotorhomes.com
RCD Sales Company, Ltd., Hebron OH	888.204.4094	www.rcdsales.com
River City RV, Sherwood AR	800.696.2125	www.rivercityrvs.com
RV World Recreational Vehicle Center, Yuma AZ	800.762.7448	www.rvworldyuma.com
Tom Raper RV, Richmond IN	800.727.3778	www.tomraper.com
Tom Raper RV, Fairfield OH	800.727.3778	www.tomraper.com

DOAI and Discovery dealers sharing the spirit of friendship!

If you would like to join this elite group,
please contact DOAI Membership Director Portia Williams at 888.594.6818

DOAI Badge



- Badge with pin back (with or without two holes)* \$5.00
- Badge with magnet back (with or without two holes)* . . \$6.00
- Bolo tie (specify black or white) \$3.50
- Job bar (for national officers/chairmen) with rings \$3.50
- Shipping one badge or job bar \$1.50
- Shipping two badges or job bars \$2.00

**When you order your badge, be sure to specify if you want two holes in the bottom two corners (just in case you decide to serve the national organization in the future and will want a job ID bar). If you don't specify, the badge will come without corner holes. There is no extra charge for drilling the holes.*

To Order

1) Print out a list of what you are ordering; 2) Write a check for the total amount of the order; 3) Print your name(s); and 4) Print your ship-to address.

Send all items to: *The Sign Man, PO Box 622143, Oviedo FL 32762-2143* (telephone 407.365.3722). Orders take about two weeks from receipt of order to delivery of items.



Remembering happy times:
Jim and Dorothy Devine
getting ready to hit the road.

Photo by Portia Williams

President's Message by Marshall Godwin

I thank all those Florida Rolling Gators who worked hard to plan and conduct the Southeast Region rally at Lazydays. I believe everyone who attended had a great time. I know Becky and I did.

Since the first of the year, we added a feature to the DOAI Website to allow current members to renew dues online. Also, new member applications and dues can be submitted online. This has turned out to be a popular feature. Since the first day it was implemented, we have a large number of members who have renewed online, as well as new members. The Internet continues to be a major source of new members, second only to our dealer sponsor program.

The board recently authorized Webmaster Bob Cook to develop a plan to upgrade the Website so members can register for major rallies and pay rally fees online. Bob is working on implementation details and we hope to have this in place for the 2009 Southeast region rally.

These changes are intended to improve processes for our members. Although more and more folks use the Internet, I know some of you do not. Don't worry; we will always keep the ability to do things using paper copies and the postal service.

I know that Dick Snyder, rally master for this year's national rally, is working hard to make sure this is a very special event. This is one rally you don't want to miss. The board has agreed to subsidize rally cost to encourage more of our members to attend. Plan to join your fellow DOAI members in Goshen, Indiana, this September to celebrate DOAI's tenth anniversary.

The audit committee report is shown on page 4. I appreciate their very professional approach and the effort to improve our financial processes. I will work with the board to implement the audit committee's recommendations as soon as possible.

Betty and Mas Konatsu, our merchandise coordinators, have done an excellent job to organize, purchase and sell DOAI clothing at major rallies. They will step down from that role following the national rally. We need someone to replace Betty and Mas. Perhaps this is just the position for you. If interested, please contact me or any of our board members.

We have a great newsletter, fantastic Website, and wonderful chapter, region and national rallies. You are a part of an active, growing owner's association. Thank you for joining DOAI. I want to especially thank those who participate in a local chapter.

See you in Goshen. Take care and God bless! ❖



Natl Pres Marshall

© 2008 Discovery Owners Association, Inc.

Discovery Owners Association, Inc. is not responsible for opinions or facts presented by contributors in this newsletter.

This newsletter is a quarterly publication (Winter, Spring, Summer, Fall). Deadline for copy is November 20, February 20, May 20, and August 20. Members are encouraged to send in articles, tips, questions, and/or comments.

Material for the newsletter may be sent via e-mail or U.S. mail. Photos are welcome, and if sent via e-mail, should be in either .jpg or .bmp format. Photos sent by U.S. mail will be scanned and returned to contributors. *All submissions will be acknowledged.* If acknowledgment is not received within a reasonable time, please call the editor.

Newsletter Editor

Nina Soltwedel
4736 Harwich St.
Boulder CO 80301-4217
303.530.0775; 303.570.2736
doaiexpress@discoveryowners.com

Please contact DOAI membership director as soon as you change your address. Newsletters are costly to mail, and DOAI pays double when a newsletter is returned.

Membership Director

Portia Williams
P. O. Box 95
St. George UT 84771-0095
888.594.6818
doaimembership@discoveryowners.com

DOAI Website

www.discoveryowners.com

DOAI Yahoo! Group

www.groups.yahoo.com

DOAI Loses a Good Friend by Nina Soltwedel



On January 15, 2008, at 7:40 p.m., Dorothy Devine died from respiratory failure. Dorothy had been in poor health since mid-2004. Dorothy's husband, Jim, and her family were at her side throughout her last hours, and she helped plan her memorial service, which was held on January 19. Dorothy was interred at Spring Hill Cemetery in Nashville, Tennessee.

Dorothy's son, Don Layton, writes: "My mother, like many of you, lived a life of joy, misery, challenge, and happiness. She was a strong woman who, throughout her life, worked hard, taught me independence, and cared for my brother Jimmy before he died. The sum total of her life would be best described as 'she was a person who enjoyed

her friends, loved her husband, and cared for her family.'

"Mom was born September 12, 1928. She was a nurse practitioner, working with a pediatrician for many years. When I was 16, she married Jim Devine. After a few years in Nashville, they moved to California, first residing in Long Beach and later in Mission Viejo. Their great adventure began when Jim retired and they became full-timers. It was this joint venture where they made friends with you, their fellow pilgrims of the roadway.

"On many occasions Mom spoke with great pride of the Discovery club. I am pleased and honored that you will remember her at the rally this fall. I know that she is traveling that heavenly highway, and she would want to say to all of you who were her friends, 'Keep your eye on the road and I'll see you again someday.'"

Dorothy and her husband, Jim, founded Discovery Owners Association, Inc. ten years ago this coming April. Her gentle spirit, cheerful smile, and kindness to all will be sorely missed. Please join us in September to pay tribute to a fine lady. ❖

Treasurer's Report

Balance Sheet as of January 31, 2008 by Micky Racer

Assets

Checking	\$18,088
Money Market	2,356
1-Year CD	10,442
2-Year CD	10,452
3-Year CD	<u>10,463</u>
Total Bank Accounts	<u>\$51,801</u>

Other Assets

Clothing Inventory	\$ 3,308
Membership Revolving Fund	550
MotoSat DataStorm System00
Zoll Defibrillator00
Rally Advance	<u>3,000</u>
Total Other Assets	<u>\$ 6,858</u>

Total Assets \$58,659

Note: Since the last statement, the expenses for the 2007 national rally have been paid (approximately \$52,000). Approximately \$20,000 has been paid to date for the 2008 Southeast region rally, and bills are still outstanding. The 1-year CD has been earmarked to cover future rally losses, if any.



❖ Treasurer Micky

Liabilities

Prepaid Membership	<u>\$11,000</u>
Total Liabilities	<u>\$11,000</u>

Net Worth \$47,659

Audit Committee Report

Report Dated February 8, 2008 by Steve Masterson, Buddy Reynolds, Toni Calzone

The audit committee (DOAI members Steve Masterson, Buddy Reynolds, and Toni Calzone) met with DOAI Treasurer Micky Racer on January 26, 2008 to conduct the 2007 DOAI audit. The committee interviewed Micky and began to review the financial records. During the review, we discovered that Micky brought the 2006 bank records rather than the 2007. The committee is working with Micky to find a way to review the 2007 records. In the interim, the audit committee submits the following recommendations to the DOAI executive committee. The final report will be submitted upon review of the 2007 records.

DOAI audit committee recommends the executive committee:

- ❑ Establish a standing audit committee comprised of three DOAI members who are not members of the national executive committee. The members should be appointed to a one-, two-, and three-year term to ensure turnover and continuity.
- ❑ Create a new vice treasurer position to be elected by the general membership. The vice treasurer shall shadow the treasurer, fill in for the treasurer when needed, and serve as treasurer when the term ends. Both positions, vice treasurer and treasurer, should be elected by the general membership.
- ❑ Establish written procedures for the financial accounting process to include internal controls to ensure that proper checks and balances are in place to safeguard DOAI's fiscal soundness, a time line for annual audits, guidelines and requirements for DOAI chapters.

- ❑ Require DOAI chapters to provide the national board with an annual financial report, due by March 1 of each year. The reports must include any interest earned so it can be reported by national. Currently, this is not the practice and could jeopardize DOAI's tax-exempt status.
- ❑ Notify chapters that any funds raised by means that are considered gambling, i.e, 50/50 raffles, are to go to a recognized, incorporated charity. Tax-exempt organizations are not allowed to raise funds via gambling.
- ❑ Provide the audit committee read-only access to DOAI bank accounts. ❖



"Inside Mount Windshield Shades."

RV Quick Shades

- No Ladders
- No Drilling

RV Quick Shades mount on the inside of your windshield with UV treated suction cups offering daytime privacy while allowing you to see out. **RV Quick Shades** also reduce the heat build up inside your coach and block up to 80% of the damaging UV rays. 5 sizes and four colors are available. Made in the U.S.A.

Priced from \$69.99 per set - Our other products include: Side window kits, Mirror Covers, Wiper Covers, Driving Visors and our new "Pana-Shade Kit" for one piece windshields.

Please visit our web site at www.rvquickshades.com
or call 435-649-5865

Welcome, New Members



We welcome our newest members. Be sure to extend the hand of welcome when you meet them.

Jay Agan, Orange Park FL
 Breck Arnold/Christine Eason, Munds Park AZ
 Wayne/Denise Badder, Death Valley CA
 Arthur Baker, Brooksville FL
 Craig/Cathy Beam, Sabina OH
 Adam/Audrey Belitz, Dayton NJ
 Bob/Karen Beyer, Cumming GA
 Charles/Donna Boyce, Lawton OK
 Ronnie/Denise Bradley, Bowling Green KY
 Hank/Diana Bron, Belhaven NC
 Gary/Kerry Bucklin, Glendale AZ
 Jim/Joy Burgess, San Antonio TX
 Dan/Fran Byrne, Jonesborough TN
 Jim/Rita Callison, Simi Valley CA
 Martin/Renee Carter, Advance NC
 Wes/Joan Carter, McMinnville OR
 Terry/Shelly Cato, Augusta GA
 Richard Cheek, Katy TX
 Stephen/Teresa Connors, Lower Gwynedd PA
 Ken/Lorena Cowley, Cottonwood Heights UT
 Gilmon Davis, Downingtown PA
 Robert/Fredda Dean, Oklahoma City OK
 Chuck Dennie, Fort Worth TX
 Jerry/Setsuko Dulski, Delano MN
 Claude/Donna Eichenour, Houston TX
 Brent/Jill Epperson, North Salt Lake UT
 Kent/Nina Fairchild, Lemoore CA
 John/Becky Ferguson, Moss Landing CA
 John/Cathy Fredericks, Hallsville TX

Erwin/Ruth Friedenber, Tucson AZ
 Mark/Nancy Fulton, Folsom CA
 James/Judy Green, Lincoln NE
 Roger/Janice Guthrie, Colleyville TX
 Jack/Cindy Hazelwood, Scottsdale AZ
 Rex/Patty Helms, Livingston TX
 Charles High, Austin TX
 Ron/Sara Hines, Kingsland TX
 Roger/Pam Hudson, Gulf Breeze FL
 Otis Johnson, Jasper TX
 John Jordon, Pascagoula MS
 Robert Kautz, Green Valley CA
 Dean Kimmel, Owens Cross Rd AL
 John/Ida King, Beverly Hills FL
 Dave/Cathy Kinion, Masonville CO
 Robert/Elizabeth Knight, Lakeport CA
 Fred/Pat Krastel, Polk City IA
 Donald/Marni Lantz, Midland TX
 Tom/Pam Lierer, Fairfield OH
 Charles/ElRetta Martin, Portsmouth VA
 Richard Maurer, Lambertville NJ
 Dennis McCanna, Brunswick GA
 William McChesney, Lehigh Acres FL
 James McLain, Rapid City SD
 Robert/Susan Means, Altoona PA
 Ken/Carleen Merritt, Meriden KS
 Jack/Shirley Moon, Meridian ID
 Sean Murphy, Plano TX
 Kenneth Neeley, Crystal City FL

Eugene/Olivia Nelson, Fortson GA
 Chance/Kelly Parent, Denham Springs LA
 Frank/Fonda Petronzio, Alta Loma CA
 Michael/Patricia Podmore, Kissimmee FL
 Gary/Sandra Polletta, Jacksonville FL
 Jimmy/Janet Presley, Sardis TN
 James/Shirley Presley, Brandon MS
 J.B./Libby Pruett, Las Cruces NM
 Fred/Donna Reid, Alexandria LA
 Garry Richardson, Crossfield AB
 Jack/Sharon Riser, Bensenville IL
 Susan Roache, Belmont NH
 David/Paula Rossano, Harvey LA
 Mike Sawyer/Jimmy Lea, Albuquerque NM
 Morris Shanks, Jackson TN
 Don/Holly Soper, West Chicago IL
 Sean/Tonya Speer, White Plains MD
 William/Kimberly Stephenson, Fairfax VA
 Dan/Bonnie Stoppenbach, Chuluota FL
 David/Mary Lou Stroup, Sapulpa OK
 Ronald/Judy Stuhlberg, Lake Havasu City AZ
 Dave/Brenda Thomason, McDonough GA
 John/Jean Vickery, Wauchula FL
 Benjamin/Rebecca Wenning, Coldwater OH
 Dwayne/Pat Westfall, San Angelo TX
 John/Claudia Willard, Orofino ID
 Buddy/Joyce Wrenn, Boiling Springs SC
 Bobby/Sherrie Young, Houston TX
 Robert/Marilyn Zakrajsek, Medina OH

Silent Auction Planned for 2008 National Rally

A new-to-DOAI-rallies event is planned for our tenth anniversary rally this coming September: a silent auction. The call is out for those who create handmade items to consider donating one to the auction. The auction also seeks contributions of new items and collectible items in good condition.

All proceeds from the auction will be donated to 4 Paws for Ability™, Inc., an agency in Xenia, Ohio, which trains and provides service dogs.

Why 4 Paws? When Dorothy Devine was planning her memorial service, she told her family that she would rather people make a contribution to a charity than send flowers for her funeral. One of Dorothy's favorite good causes are those agencies which train and provide service dogs. After doing considerable research, the rally committee agreed that 4 Paws for Ability™, Inc. would be a worthy recipient of the funds we raise (and the proceeds from the usual 50/50 game will also go to 4 Paws).

4 Paws for Ability believes service dogs should be made available to anyone with a disability who wishes to have the love, companionship, and independence that are the result of service dog placement. 4 Paws specializes in placements with people who are turned away by many other agencies. They have no eligibility requirements beyond a physician's statement that the person requesting a service dog has a disability as defined by the Americans with Disabilities Act of 1990. 4 Paws finds creative, innovative means of assisting

people with severe disabilities with solutions.

Oftentimes people with disabilities contact agencies that place service dogs only to be told they are too disabled or not disabled enough and are turned down. Also, parents trying to find service dogs for their children quickly discover that many agencies will not place service dogs with children. In addition, many agencies won't place service dogs in homes where there are other pets, and state that if they want a dog they have to get rid of their current pet companions.



For these and other reasons, 4 Paws for Ability™, Inc. offers a variety of training for assistance dogs. The types of dogs 4 Paws trains include hearing ear dogs, autism assistance dogs, multipurpose assistance dogs, mobility assistance dogs, and seizure assistance dogs.

Several people have already signed up to contribute items to the silent auction. If you would like to participate, or get more information on the event, please contact Nina Soltwedel (303.570.2736 or nina.soltwedel@gmail.com) as soon as possible.

Ambassadors from 4 Paws for Ability™, Inc. will be present at the closing banquet to accept DOAI's check: Marie Walker, her daughter, Emma, and Emma's companion, Bubbles, a two-year-old Labradoodle (half Labrador, half standard poodle). Check out the special article about Emma and Bubbles on page 7. ❖

Secretary's Report

January 2 and January 26, 2008 by Elsie Sikes

On January 2, 2008, your board of directors met electronically and ratified the recent election results. The following officers were installed: President Marshall Godwin; Executive Vice President John Baker; Vice President of Development Phil Yovino; National Rally Master Jay Keneson; Treasurer Miriam (Micky) Racer; Secretary Elsie Sikes. There was no further business conducted at this time.

The secretary was unable to attend the Southeast Region rally in Seffner, Florida. The following synopsis has been developed from minutes of the DOAI board meeting as recorded by L. Carlyne Krauter:

- Meeting held January 26 with the following present: Marshall Godwin, Phil Yovino, Jay Keneson, Micky Racer, and region vice presidents Frank Cason, Charlie Richardson, and Joe Stewart.
- President welcomed those present and thanked the Florida Rolling Gators for hosting the regional rally.
- Minutes were read and accepted for the board meetings held November 9, 2007 and January 2, 2008.
- Treasurer's report showed the total bank assets of just over \$71,000 and the 2007 audit is underway. Treasurer advised that each chapter that uses the DOAI Tax ID number needs to submit an end-of-year statement indicating that no income was earned, or provide documentation for any earnings. She will develop and provide a sample statement to the chapters.
- Based on shortfall from the last national rally, processes and procedures were discussed to strengthen steps to provide timely notification for unexpected expenses in order for the board to approve the over-budget expenditures. Controls used at the next national rally were reviewed.
- Jay Keneson and Dick Snyder presented plans for the tenth anniversary rally in Goshen, Indiana, during September. The draft rally registration form was reviewed. Jay offered his input for the rally handbook being developed and

significant sections for the handbook were assigned to board members with a request their drafts be submitted to Jay by February 29. He will consolidate the inputs and distribute a draft for the rally handbook by March 31.



Secretary Elsie

- Phil Yovino provided a sample of the logo and material to be used for Discovery flags. The board approved the purchase of 300 flags which will be given (one per coach) to those attending the 2008 national rally. Any remaining flags will be available to purchase as DOAI merchandise.
- The ability to join DOAI online as well as for members to pay their dues has been implemented.
- A motion was made and approved to expand Website access for associate members to include *Hints & Tips* and *Modifications*.
- The board agreed to delay any changes in the standing rules regarding major rally financing until this section of the rally handbook has been approved.
- The board is seeking a volunteer to handle a test or trial that will allow members to purchase DOAI merchandise through the newsletter or the DOAI Website.
- A motion was made and approved for the Webmaster to develop and submit a plan to the board for members to register and pay fees online for regional and national rallies.
- A proposal to modify standing rule #12 was proposed which would prevent one person from holding more than one position on the board. Since this had happened because the nominating committee could not find sufficient candidates for open positions at the recent election, the board unanimously approved the deviation. The board feels that instead of changing the standing rule, more people should be encouraged to stand for the open offices.
- Meeting adjourned. ❖



Cards have been sent to the following members and families. Please keep them in your thoughts and prayers:

- Ken Young**, recovering from back surgery
- Frances Martin**, recovering from surgery

- Wally Wallington**, recovering from surgery
- John Baker**, recovering from detached retina surgery
- Leon Sikes**, whose brother died in January
- Dorie Baker**, recovering from shoulder surgery
- Shirley Clarke**, recovering from pancreatis
- John Bujnovsky**, whose brother died in December
- Isabel Cason**, recovering from heart arrhythmia
- Jim Devine and family**, upon the death of wife, mother, and grandmother **Dorothy**
- Tom Fields**, recovering from surgery

Please remember to let the newsletter editor or membership director know of anyone needing a care card or sympathy card so that the DOAI family can keep in touch. ❖

Emma, Bubbles, and Me

A Tale of a Tail by Marie Walker

My daughter, Emma Walker, has a companion named Bubbles, and therein lies the tale...

Bubbles is a Labradoodle – half Labrador retriever and half standard poodle. He definitely got the best of both halves! He is very smart and intuitive (from the poodle side) and very mellow and friendly (from the Lab side). He rarely barks, and is low shed and low allergy – pretty much perfect! He was trained as an autism dog, with tethering and tracking.

There are several benefits to using rescued dogs as service or therapy dogs: First, there is a much larger pool of potentials. Even a large scale breeder just can't have as many dogs in a year as a shelter sees. And 4 Paws works with several shelters to screen dogs that fit the profile.

Second, it is possible to avoid many of the genetic diseases that have come about because of puppy mills (my rule is, never get a breed of dog that had a Disney movie – they get too popular, and the dogs are the ones that suffer). Also, there is a much bigger range of innate talent – some dogs are able to sense seizures – and there is no way to know or breed that trait. 4 Paws clients come in lots of different sizes with lots of different needs. For instance, hearing and seizure dogs do not need to be large breeds, but a dog that does tethering or assists with balance needs to be big (some of them are *very* big – it depends on the needs).

Emma actually doesn't have autism; she has a collection of other (read "weird") neurological problems. Because of them, she has many of the same issues that a child with autism faces. She has no safety consciousness at all, and *loves* to walk down the yellow stripe in the road! She is an escape artist who can get past the locks, alarms, and deadbolts so she can go to the park, or wherever else she wants to be. She loves to get into strangers' cars, she loves men (especially mid-20s) and she can't talk.

Bubbles has been a life and sanity saver. I am not a "dog person," but Karen and Jeremy (leaders of 4 Paws for Ability™, Inc.) matched him perfectly for our family. Emma doesn't even try to escape any longer because she knows it is pointless with him! She is *much* calmer, and her attention span

is longer. We have seen so many improvements that are hard to quantify, but the only thing that has changed in her life is the dog. She used to bite, pinch and pull hair when she was frustrated, and those activities have almost completely disappeared. Bubbles sleeps in her bed with her, and she sleeps through the night now.

We feel so incredibly blessed to have found 4 Paws (I looked for the right trainer for a year before I found them). Everything about their philosophy was perfect for us. I don't mind that Bubbles is not pure bred. I love that 4 Paws uses shelter dogs, and that most of the dogs are trained by prisoners. They are wonderful about being available after the dog is placed, and helping with the adjustment.

Bubbles goes to Emma's church class and to school with her. I went in and talked to the children at church before we got him, and told them how to behave with a service dog. I taught the teachers at school and church Bubbles' basic commands, and I keep them supplied with treats. At first there was a lot of commotion because of the novelty, but now Bubbles is pretty much just another student.

Emma's life is so much more open now that we have Bubbles. We can go places that we never could before because she would try to run away or have meltdowns when we wouldn't let her. We have less stress as a family, and we are always excited to tell people about how great Bubbles and 4 Paws are!

Emma has gotten good at giving kisses – and Bubbles has always been good – I saw a cute doormat that said, "Caution:

Dog can't hold its licker." That's Bubbles!

I am excited that we get to be ambassadors for 4 Paws, and I am looking forward to sharing with your group. ❖

Editor's Note: *I hope many of you will be at the national rally in Goshen, Indiana, this coming September. You'll have a chance to meet Emma and Marie, and if you ask permission, you may even be able to give a pat to that remarkable companion, Bubbles.*



Emma and Bubbles



Emma and Bubbles with older siblings Katie and Alex

Region Reports

North Central Region by Charlie Richardson

Hello from Texas. Echo and I traveled here after the Lazydays rally. We had several of our Heartland Discoverys show up in Florida. We enjoyed a great rally and had lots of good food and entertainment.



VP Charlie

The Heartlanders began planning for a great year of excitement. Our first rally will be May 4-7 at Double J campground in Springfield, Illinois, to tour the newly renovated Lincoln museum. We invite all Ds to come visit us.

After that we have planned to meet at Wisconsin Dells and caravan to the FMCA rally in Minnesota in July. Our group is also working vigorously to make sure the 2008 tenth anniversary rally in Goshen, Indiana, is a great one. We thank Dick Snyder for all of his hard work putting this together.

Looking forward to seeing and meeting many new people in our region and all the other regions next September. Please make plans to attend. ❖

South Central Region by Joe Stewart

First, I should thank those of you who voted for me and I do ... in fact, a very big THANK YOU.

Now where to go from here. Justine and I attended our first Lazydays rally and thoroughly enjoyed it. So much so that Justine indicated she will want to go next year. However, we shall see then. While there, I attended my first DOAI board meeting and got my feet wet. For those of you in the South Central region, you might be interested in my plans.

I intend to attend at least one rally per chapter later this year to meet those of you who are members, to hear what is good about your chapter, and to hear if there is anything I can help you with. As far as the region goes, I will attempt to increase our membership; in addition will attempt to form chapters in the Panhandle/South Plains and West Texas areas, as well as Oklahoma and Arkansas. I know there are Discovery owners in these locations – we just have to reach out to them and let them know they are wanted and needed.



VP Joe

You probably noticed earlier, I said later this year...that was because by the time you read this, we will be either at our campground host position in the Oregon State Parks System or enroute. This will our fourth spring and summer there. If you've ever been there, you know why. The country and people are absolutely fantastic.

Even then the DOAI is not out of our minds. We carry brochures and newsletters with us and when we see a

Discovery, we talk to the owners. We've signed new members in RV parks, on a caravan to Mexico, at a Dairy Queen, in a dealer's maintenance waiting room, as well at the state park where we were hosting. This is something we all can do. Why don't you all join us in this project? ❖

Southeast Region by Frank Cason

As Old Man Winter hits the northeast, we seem to migrate to the warmer climate of Florida to enjoy the warmth of the sun and attend the Southeast rally. The rally has once again come and gone. What a time we had. For those who were unable to attend, you missed another great Southeast rally. A big thanks goes out to the Florida Rolling Gators for hosting. We had great entertainment with an assortment of great food. The attendance was slightly down from the previous years; we had 100 Discoverys, but I think that was mostly due to the outrageous prices we have to pay for fuel. It was great to see old friends and to meet new ones. We were blessed to have our



VP Frank

founder Jim Devine join us at the rally: what a treat it was to meet and talk with him.



The Marzahls and Simpsons had a grand time at the Southeast Region rally

They young-est chapter in the Southeast Region, Blue Ridge Discoverys, has been selected to be the host of the 2009 Southeast rally. Plans are already underway for them to give us another great rally. The current plan is to have it once again at Lazydays. The dates for planning purposes only are for the third week of January – as of this writing the exact dates have not been established. By the time you read this, the actual dates will be locked in. The summer newsletter will provide more details on the rally.

I need to put in a plug for the 2010 national rally. The Southeast region has been designated as the host for this rally, so start planning ahead to join us. Our goal is to present to the national rally master, at the 2008 national rally in September, our location for the 2010 national rally. Keep an eye on the newsletter and the DOAI Website for information. ❖

Rally Opportunities

The following listing of chapter rallies does not give the RV park, but does list the town. Please see the chapter presidents' listing on the next page, and call that individual for more information on any of that chapter's planned rallies. Jump in and meet new friends and see new places via the chapter lifestyle. Other Discovery owners are waiting to welcome you! **Chapters: Are your rallies listed? If not, please send information to the editor.**

March 2008 –

- 3-6 Discovery Pioneers, Benson AZ
- 10-? Florida Discovery Rolling Gators, Merritt Island FL
- 11-15 Quad-LATO and Texas Disco Road Runners, Grapevine TX
- 27-30 Discovery Texans, Onalaska TX

April 2008 –

- 16-20 Blue Ridge Discoverys, Myrtle Beach SC
- 18-20 Louisiana Mudbugs, Lake Charles LA
- 24-28 Arizona Discovery Owners, Williams AZ
- 25-26 Desert Rats, Pahrump NV
- 30-5/4 Discovery Pioneers, Santa Fe NM

May 2008 –

- T/B/A California Goodtimers, Bakersfield CA
- 1-7 Florida Discovery Rolling Gators, Grassy Key FL
- 2-4 Quad-LATO, Carthage MO
- 4-7 Heartland Discoverys, Springfield IL
- 5-9 Texas Disco Road Runners, Nacogdoches TX
- 15-17 Discovery Texans, Riviera TX
- 23-25 Louisiana Mudbugs, Ruston LA

June 2008 –

- 20-21 Desert Rats, Zion National Park, UT
- 25-29 Blue Ridge Discoverys, Dillard GA

July 2008 –

- 3-6 Quad-LATO, location T/B/A
- 10-13 Discovery Pioneers, Cañon City/Royal Gorge CO

August 2008 –

- T/B/A Florida Discovery Rolling Gators, Boone NC

September 2008 –

- T/B/A California Goodtimers, location T/B/A
- 8-14 DOAI Tenth Anniversary Rally, *Back Home Again in Indiana*, Elkhart County 4-H Fairgrounds, Elkhart IN**
- 18-20 Discovery Texans, Sulpher OK
- 25-29 Arizona Discovery Owners, San Diego CA
- 26-28 Louisiana Mudbugs, Colfax LA

October 2008 –

- 17-19 Louisiana Mudbugs, Henderson LA
- 29-11/2 Blue Ridge Discoverys, Charleston SC
- 31-11/3 Discovery Texans, Ingram TX

November 2008 –


- 7-10 Arizona Discovery Owners, Pahrump NV

June 2009 –

- T/B/A Blue Ridge Discoverys, Lewisburg WV

September 2009 –

- T/B/A Blue Ridge Discoverys, Morganton NC



Helpful RV Contact Information

Allison Transmission, GM Corp.	800.252.5283	Kwikke Products	800.736.9961
Atwood Mobile Products	574.264.2131	Magnadyne	800.638.3600
Caterpillar RV Engine Support	877.777.3126	Michelin North America	800.847.3435
Carefree of Colorado	800.621.2617	Norcold, Inc.	800.543.1219
Carriage Carpets (Shaw Flooring)	877.706.3054	Onan	800.888.6626
CCI Controls	800.521.5228	Power Gear	800.334.4712
Cummins, Inc.	800.343.7357	Riverpark	800.442.7717
Denso (call Fleetwood)	800.322.8216	RV Dump Locations	www.rvdumps.com
Dometic Corporation	800.544.4881	RVP (Coleman)	316.832.4357
Fantastic Vent	800.521.0298	RVP (Suburban)	423.775.2131
Fleetwood RV	800.322.8216	Splendide	800.356.0766
Freightliner Chassis Corp	800.385.4357	Thetford Corp.	800.521.3032
General Electric	www.geappliances.com/geac/	Trojan Battery Company	www.trojanbattery.com
Goodyear Tire & Rubber	800.321.2136	Velvac	800.783.8871
Intellitec	800.251.2408	Winegard	800.288.8094
Kidde Safety Products	800.880.6788	Xantrex Technology	800.670.0707

DOAI Board of Directors

President

Marshall Godwin, 8071 Windsor Dr, King George VA 22485-5210; 540.663.3725; 540.379.6767; godwin.marshall@kingfishersys.com

Executive Vice President

John Baker, 8419 Clover Leaf Dr, Rosenberg TX 77469-4867; 281.341.7177; 281.814.0004; bakerjohn@swbell.net

Vice President of Development

Phil Yovino, 214 Fairfield St, Shoreacres TX 77571-7331; 281.867.1809; 713.203.3114; pdyo@sbcglobal.net

Secretary

Elsie Sikes, 240 Star Ln, Pipe Creek TX 78063-5147; 830.535.6532; 979.229.4588; sikesel@gmail.com

Treasurer

Miriam (Micky) Racer, 233 Rainbow Dr PMB 13396, Livingston TX 77399-0001; 281.851.6924; mimra@aol.com

National Rally Master

Jay Keneson, 404 Cypress Springs Dr, Spring Branch TX 78070-4640; 830.885.6043; 210.827.1855; jayk@gtvc.com

Past President

Phil Yovino, 214 Fairfield St, Shoreacres TX 77571-7331; 281.867.1809; 713.203.3114; pdyo@sbcglobal.net

Region Vice Presidents:

North Central (IL, IN, IA, KS, MI, MN, MO, NE, ND, SD, WI, MB, NU, ON)

Charles Richardson, 3219 County Road 461, Poplar Bluff MO 63901-6126; 573.785.8703; 573.429.4884; cer_ejr@yahoo.com

Northeast (CT, ME, MA, NH, NJ, NY, OH, PA, RI, VT, NB, NL, NS, PE, QC)

John Zidek, 82 Easy St, Cape May Court House NJ 08210-1329; 609.861.1878; 609.602.3691; jzidek@dandy.net

Northwest (AK, CO, ID, MT, OR, UT, WA, WY, AB, BC, NT, SK, YT)

Bob Soltwedel, 4736 Harwich St, Boulder CO 80301-4217; 303.530.0775; 303.513.8548; bob.soltwedel@gmail.com

South Central (AR, LA, OK, TX)

Joe Stewart, PO Box 9100-176, Bandera TX 78003; 830.535.6633; 830.708.0485; retafwx@aol.com

Southeast (AL, DE, FL, GA, KY, MD, MS, NC, SC, TN, VA, WV)

Frank Cason, 1917 Stone Dam Rd, Chuckey TN 37641-4876; 423.639.4079; 423.552.5257; fcason@comcast.net

Southwest (AZ, CA, HI, NV, NM)

John Bujnovsky, 8129 Bay Colony St, Las Vegas NV 89131-6707; 702.360.9718; 702.528.2877; johnshirley1@embarqmail.com

DOAI Chapters and Presidents

Arizona Discovery Owners (AZ)

Russ Hinkle, 26042 S Burnaby Ct, Sun Lakes AZ 85248-9252; 480.895.7437; 602.318.8050; rahinkle39@msn.com

Blue Ridge Discoverys (GA, NC, SC, TN)

Frank Cason, 1917 Stone Dam Rd, Chuckey TN 37641-4876; 423.639.4079; 423.552.5257; fcason@comcast.net

California Goodtimers (CA)

Homer Davis, 17953 Avenue 278, Exeter CA 93221-9322; 559.592.4611; 559.731.0442; courtneydavis@prodigy.net

Desert Rats (NV)

John Bujnovsky, 8129 Bay Colony St, Las Vegas NV 89131-6707; 702.360.9718; 702.528.2877; johnshirley1@embarqmail.com

Discovery Pioneers (AZ, CO, KS, NE, NM, UT, WY)

Roger Talich, 1354 W Briarwood Ave, Littleton CO 80120-3631; 303.795.6023; 303.906.8738; rtalich@cs.com

Discovery Texans (TX)

John Baker, 8419 Clover Leaf Dr, Richmond TX 77469-4867; 281.341.7177; bakerjohn@swbell.net

Dixie Travelers (AL, MS, GA, FL)

Kenneth Stanley, 153A County Road 773, Guntown MS 38849-9101; 662.348.3198; 662.231.0846; cks102@yahoo.com

Florida Discovery Rolling Gators (FL)

Sam Childs, 8724 Tahiti Ln, Tampa FL 33615-4427; 813.884.8616; 813.220.4371; sam.sandy4@verizon.net

Heartland Discoverys (IL, IN, IA, KS, MI, MN, MO, NE, ND, SD, WI)

Bobby Simpson, 129 Ivy Ct, New Tazewell TN 37825-5399; 765.452.2322; 765.860.3591; simy36@aol.com

Louisiana Mudbugs (LA)

Anthony Verdin, 2100 Suwannee Dr, Marrero LA 70072-4822; 504.341.7673; 504.416.5348; anverdin@aol.com

Mason-Dixon Discoverys (DE, MD, NJ, NC, PA, VA, WV)

Tony Faverio, 1226 Shipyard Rd, Shenandoah VA 22849-5402; 540.652.1042; 540.421.3928; tony.faverio@gngplc.com

Midwest Discoverers (IN, KY, OH, PA)

Peg Lavoie, 1423 US 127, Bryan OH 43506-9644; 419.636.4602; 419.633.4850; rex@lavoies.com

Nor'easters (CT, ME, MA, NH, NJ, NY, OH, PA, RI, VT, NB, QC, ON)

Dorie Baker, Cypress Woods RV Resort Lot B-99, 5551 Luckett Rd, Fort Myers FL 33905-5509; 717.487.8879; dorieann@aol.com

Northwest Adventurers (AK, ID, OR, MT, WA, AB, BC, SK)

Gilbert (Wally) Wallington, 1729 S Fairway Dr, Pocatello ID 83201-2311; 208.237.4655; gwallington@juno.com

Quad-LATO (AR, LA, OK, TX)

Gene Sawyer, 442 AN County Rd 325, Frankston TX 75763-6462; 903.520.1253; gene@fesawyer.com

Texas Disco Road Runners (TX)

Garry Shirey, 2540 Williams Lakeshore Dr, Kingsland TX 78639-4077; 325.388.4746; garryts@istar.net

Webmaster

Bob Cook, 876 Higgins Ave, Deltona FL 32738-7971; 386.860.8274; cookrd1@discoveryowners.com

Assistant Webmaster

Toni Calzone, 118 Monroe Dr, Apt 404, Rockville MD 28050-2549; 301.424.3118; 240.422.9189; antonia.calzone@verizon.net

Merchandise Coordinators

Mas & Betty Konatsu, 207 E Woodlawn Dr, Harker Heights TX 76548-1657; 259.699.9725; 254.223.2756; mbkonatsu@hotmail.com



Toll-Free Telephone Information

The list of national officers on the previous page no longer shows toll-free telephone numbers. Due to the 800 phone service dropping most of our numbers, the decision was made that toll-free numbers for national officers are not necessary. The only toll-free number DOAI will have from now on is for the Membership Director. Please change your records.

Chapter Reports

Heartland Discoverys by Bobby Simpson

The Heartland Discoverys are moving forward with the groundwork laid by Elfers Marzahl, past president. We have received our club shirts and name tags.



Pres Bobby

Some of our club family were missing but we still had a good turnout and lots of fun at Winter Carnivale. Ray Beinlich won the Lazydays \$1,000 gas prize.

The Heartlanders (Dick Snyder, rally master) are vigorously working on the DOAI tenth anniversary rally in Goshen, Indiana.

Wanda Simpson and Barbara Rehmer are looking for special blast from the past rally pictures or trivia. Contact Wanda at *simy36@aol.com* or 423.626.8038.

Check your schedule and meet us for a Lincoln Experience on May 4, 2008. The new high tech Lincoln Center has something for everyone and should not be missed. Contact Charlie or Echo at *cer_ejr@yahoo.com* or 573.429.4884. ❖

Discovery Texans by Elsie Sikes

An important change has been made in the rally schedule that members and prospective attendees need to be aware of. Instead of the March rally being held as published at Onalaska on the third weekend (Easter weekend), it is now scheduled for March 27-30 at Red Oak RV Park on Hiway 290 near Hempstead. Those planning to attend need to send reservations to Pete Palasota, treasurer, by March 17. (Check the DOAI Website under Discovery Texans for a reservation form.)



Pres John

As a reminder, the area is one of the popular locations to see the spring wildflowers including the Texas bluebonnets at this time of year, so the RV parks could run out of spaces if you wait until the last minute. Hosts Hank and Shirleen Smith, Phil and Dorothy Yovino promise good times and even better food. I don't know what they are planning but I do know Dorothy makes a mean spaghetti sauce.

This year being the tenth anniversary of DOAI, the national rally at Goshen, Indiana, needs to be in your plans for September 8-13. Make your summer trips with this in mind and plan to be there. It promises to be one big bash from what I hear. Watch the DOAI Website for details over the next weeks. Discovery Texans have always had a large attendance at the national rallies and this year should not be any different. See you there. ❖

Discovery Pioneers by Roger Talich

We are wintering in Florida whereas all the club activities are going on in Arizona. As a result, we have had little contact with other chapter members since fall. Therefore, this report will be one of the best kind. Brief.



Pres Roger

The Discovery Pioneers' first meeting of the year will be March 3-6 in Benson, Arizona. We understand that 12 rigs have registered, so this will be one of the larger rallies that the chapter has held in years. Congratulations to Joyce and Jerry Wiechman for coming up with a plan that brought out so many members.

Three more rallies are scheduled for this summer: Late April in Santa Fe, New Mexico, and July in Cañon City, Colorado. All promise to be fun and enjoyable outings. Information on the other rally will be subsequently announced. Until then, keep those motor homes a-rolling. ❖

Quad-LATO by Juanita Eddings

Our chapter started off the new year by doing something different (for our group, anyway). Our first two rallies of the year were joint rallies with Discovery Texans and Texas Disco Road Runners in January at Montgomery, Texas. In March we traveled to Denton, Texas to join the Road Runners at Destiny RV Resort.



Pres Gene

In May we are planning a rally in Carthage, Missouri, at the Coach Light RV Park. This is very close to Joplin, so there should be lots of good eating places to chose from and for the men, especially, there is an RV junk yard for want of a better term, within ten miles of the park, so I guess we all know where the guys will be. That is OK because the RV park is at one end of an RV dealership and everyone can look at new coaches and new to us coaches when they want to look at a whole coach and not just parts!

Our group is a lot of fun and really laid back and easy to get along with. We eat out part of the time and if someone wants to cook, we all contribute a dish and have pot luck. We are fortunate that two of our guys really know how to cook up a breakfast and often show off their talents.

We would be happy to have any of our fellow Discovery owners join us and swap RV stories. Contact Gene Sawyer (*gene@fesawyer.com*) if you would like to join us. ❖

Chapter Reports, cont.

Louisiana Mudbugs by Jan McIlvaine

The Louisiana Mudbugs rallied for their first get together of the year at Lakeside RV Resort in Livingston, Louisiana, February 15-17. For a weekend that was supposed to be rainy, the rain went north of us and we had beautiful weather until Sunday and even that didn't "clip our wings." Stopped in time for us to pack up and we had beautiful weather for our drive home.



Pres Anthony

It was a weekend of wonderful fun, games, fishing and just good fellowship. A new Bass Pro Shop, Camping World, good restaurants and good competition kept us all busy. It was one of our largest rallies with 13 coaches in attendance.



Mudbugs at February rally

Several of our coaches, including Jim Devine, made our way to the Southeast region rally at Lazydays RV Resort in Tampa and as usual, it was a wonderful rally. We all enjoyed meeting up with old friends, making new ones and especially having Jim Devine with us all again. As usual, we overdosed on strawberry shortcake each day and the provided meals which were wonderful. All our diets went to pot!

Our future tentative schedule includes rallies in Lake Charles, Ruston, and Colfax, Louisiana (see **Rally Opportunities** on page 9). Check it out and contact President Anthony for more information. ❖

Blue Ridge Discoverys by Frank Cason

I thank all members for their support, prayers and concerns during Isabel's sickness. She is now on the road to recovery and we were able to attend the Southeast region rally at Lazydays in Seffner, Florida.



Pres Frank

The Blue Ridge Discoverys were well represented at the Southeast rally with 30 coaches being present. We picked up four new member coaches, which brings our membership to 55 member coaches. We have come a long way in a year and still have a way to go,



Blue Ridge members had a fun time at the Southeast Region rally

we have a lots to learn, and we are looking to have lots more fun. Next year, as the youngest Southeast chapter, we will host the Southeast region rally. Being only two

years old, I hope we can pull it off. The groundwork has begun and as we firm up our rally plans, they will be posted on the DOAI Website and here in the newsletter.

We have three chapter rallies set up for this year. The first one will be in Myrtle Beach, South Carolina, then off to Dillard, Georgia, and to end the year we will be in Charleston, South Carolina. See the DOAI Website for specific dates and hosts. If your travel plans put you in our area, please stop by and spend some time with the Blue Ridge Discoverys.

Thanks to all the members who make it to the rallies: you are the ones who make this a great chapter and DOAI a great organization. ❖

Florida Discovery Rolling Gators Sam Childs

In November, Bill and Marcy Ryan hosted a rally at Upriver Rally Park near Fort Meyers, Florida. Twelve coaches attended. Good fellowship, good food.



Pres Sam

The Gators welcomed in the New Year at Christmas Airstream Park at Christmas, Florida. Eleven coaches shared the fun, food and entertainment. It was hosted by Roger and Jean McClelland, and Sam and Sandy Childs.

In January, our chapter hosted the DOAI Southeast region rally at Lazydays RallyPark in Seffner. It was ably run by our illustrious wagonmaster, Ron Shane and co-ordinated by his wife, Georgia. All of our 17 Gator coaches in attendance (of the 102 total) are to be thanked for a Herculean effort and the pleasant results. Well done!

March 10 will see us at Kars Park in Titusville, hopefully including a Mercury II launch. May 1 will be our infamous "bivouac" (nobody is in charge) at the Jolly Roger RV Park at Grassy Key near Marathon. Summer will bring our annual trek (oops!) to Grandfather Mountain in North Carolina, but plans are not firm at this time. Gonna happen. ❖

Desert Rats by John Bujnovsky

Our first rally was at Riverside Resort in Laughlin, Nevada, in February with five coaches attending. We journeyed to Oatman, Arizona, and enjoyed the donkeys that come into town each morning, waiting for tourists to feed them carrots. Later on there was a bank robbery and shoot-out in this old mining town.



Pres John

We ate well: communal omelet breakfast, BBQ with everyone grilling their own entree, and a send-off pancake breakfast our last morning. We had a good time getting to know each other better.

Our chapter is the youngest in DOAI, having been formed last November. We now have nine coaches, and invite DOAI members living in Nevada to join our hardy group. Our future rallies are listed on the **Rally Opportunities** page, and you are invited to join in the fun. ❖

Vice President of Development Report

Let Me Help by Phil Yovino

Well, we're off to another great start. Our new president, Marshall Godwin, is aligning our board of directors and getting things in place for the next two years.

My job as vice president of development is to keep all of our suppliers and Fleetwood informed of our upcoming rallies, and to seek their support.

To aid all our members with coach repairs where dealer support has failed, we have a system in place to assist with a

direct contact to Fleetwood. If you have an unresolved coach problem, inform your region vice president with your repair documents, and I'll take over.

Don't hesitate to call me on anything that I might be a help with.

Stay healthy and travel with care. ❖



VP Dev Phil

Computer Corner

Online Just Got Better by Bob Cook

Save yourself a stamp and envelope – you are now able to renew your dues online via the Internet. Just click on the *Join* button from any Webpage, fill out the form and then click the *Pay* link. There are no additional charges to pay via the Internet. PayPal is used to make your payment, but you don't need a PayPal account – just a credit card. PayPal uses a secure connection, so you don't need to worry about using your credit card. This will likely be a popular feature – in the first day of operation, one new member joined and three renewed!

Also, a new experimental feature has been added to the Website – the DOAI *Social Network*. This is very similar to *Facebook* and other popular social Websites. Members are able to post pictures, videos, and their own blogs. Let others see your pictures, admire your D, and read about your travels. You can get to the site via a link on the *Members Page* or via the *Forum* button by clicking the *Social Room* (from the home

page only for now). Come, take a look and have fun with it.

I remind everyone that we have an online chatroom that is available for members' use 24 hours a day. Tuesday evenings at 5 p.m. Eastern Time is reserved for a "scheduled chat." This is a good time to get online with other members and ask for help, discuss where you are going, or just tell everyone about your blog and pictures you just posted on the DOAI social network. To access the chatroom, click the *Forum* button and then select the *Chat Room*.

In the future, perhaps we can have audio roundtable discussions or tutorials. If this interests you and if you have something you would like to discuss, let me know. You can even be the host! ❖



Webmaster Bob

Feeding the RVer

Quick Snacks and Treats by Nina Soltwedel

This time we focus on treats which are easy to fix. If you have a tried and true quickie treat recipe (or a great recipe using flour or corn tortillas), how about sharing it with everyone? Just send the information to the editor in an email, and you'll see your name in print soon.



Variation #1: Sprinkle garlic powder and grated Parmesan cheese; or sprinkle with shredded jack cheese and chopped green chilies (skip the butter), or sprinkle with a mixture of garlic powder and onion powder on the buttered tortilla and serve warm with salsa.

Variation #2: Spread homemade chunky applesauce on one tortilla, then top with another. Turn over edges and crimp. Fry lightly and enjoy the closest thing to apple pie without the calories and without the work.

Cinnamon/Sugar Crisps (Betty Bailey)

Ingredients: Flour tortillas; butter or margarine; cinnamon and sugar mixed together.

Lay tortilla on cookie sheet and lightly brush butter or margarine on top. Sprinkle with cinnamon/sugar mix and place in preheated 350° F. oven for 8-10 minutes (if you use a pizza stone, succeeding bakings will be a few minutes less). Remove and cut into strips. Let cool and enjoy.

Quick Turtles (Marion Becker)

Ingredients: Snyder's® Butter Snaps or any brand 1/2-inch square (or round or whatever) pretzels; Rolo® chocolate and caramel candy rolls; pecan halves.

Lay pretzels on cookie sheet and top each with a Rolo candy. Place in preheated 350° F. oven for two minutes. Remove from oven and top with a pecan. Let cool and enjoy. ❖

Fleetwood Technical Information

Reactivating Your Discovery by Neil Buschur, Fleetwood Owner Relations

Reactivating your Discovery after long-term storage is more than just getting in and starting it up. It's important to be as careful in bringing your RV "back to life" as you were about putting it into storage. Remember that even though your coach may have been idle, its components and systems continue to age. The following checklist will help you prepare your RV for the first trip of the season. Be sure to follow all checklists prior to travel.

Fluid levels: Check fluid levels for oil, power steering, engine coolant, windshield washer, transmission, brake fluids, and house batteries. Also check your chassis manufacturer's requirements for any further needed inspections and fluid changes.

Air Conditioner, Furnace: Clean air conditioner filter and check both appliances for proper operation.

Awning: Extend to air out. Lubricate moving parts if necessary. Re-stow before travel.

Batteries - House and Chassis: Clean terminals following safety procedures; test all systems for proper operation.

Brakes: Check brakes for proper operation. Take to your nearest chassis RV service center if service is required.

Dump Valves: Knife valves should operate smoothly. There should be no sticking, and knife valves should seal completely. Lubricate or change any suspect valve before a problem develops.

Generator: Check oil and coolant levels, air inlet and exhaust for obstructions. Check compartment for debris. Start generator and test for proper operation. Is the generator current on maintenance items?

Leveling Jacks: Extend and retract to ensure proper operation. Remember to have your engine running, to assure adequate power from the alternator, to assure proper operation. For hydraulic jacks, use a silicone spray to lubricate the cylinder surface and operate the system a few times to lubricate the seal edges. Inspect for hydraulic fluid leaks, also check hydraulic fluid level, if you are getting a jacks down signal on the touchpad when the jacks are fully retracted.

Lighting: Turn on all lighting systems; check for burned out bulbs or non-functioning fixtures. Replace or repair as needed. Be sure to replace with the same number bulb that was originally installed.

Roof: Check roof and roof sealants for cracks and repair as necessary. This procedure should be followed every three months.

Surge Protection Device: Consider adding a surge protection device to the electrical system, to help protect against 50 amp power fluctuations from shore power, or inadvertent loss of neutral if the power cord plug is inserted or extracted from a receptacle that is still "hot". **ALWAYS** turn off the shore power before plugging in or unplugging the shore power cord.

Slide Rooms: Check bulb seals and wipers seals, lubricate or have them replaced if the seals have lost their flexibility and are not properly sealing. Lubricate rams and gears under the

slide rooms if needed.

Tires: Check tires for cracks or embedded objects. Check tire pressure and adjust to the tire manufacturer's load specifications. Remember, tire manufacturers suggest replacing tires with visible sidewall cracks and any tire that is seven years or older.

Towing System: Examine the hitch system for wear, loose bolts, or cracks. Check wiring socket for corrosion, clean or repair as necessary.

Underbelly: Check for rust, corrosion, leaks or other damages that may require repair. Do not undercoat near brake lines, fuel lines or exhaust systems.

Vents: Clean and check for proper operation and ventilation.

Appliances: Check for proper operation of all appliances, including checks for nests, spider webs, and debris at the burners and exhausts of the appliances.

Propane: Have your local Fleetwood dealer perform a pressure drop test on the propane system to ensure you do not have any leaks.

Fire Extinguisher: Reinstall if removed and verify that the fire extinguisher is fully charged.

Safety Equipment/Appliance Batteries: Install new batteries in clocks, smoke detectors, CO detectors, etc. Test all items for proper operation.

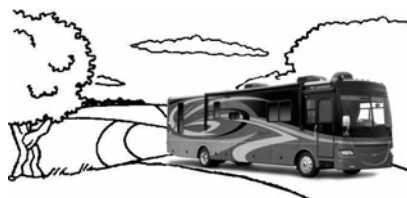
Ventilation: Open all windows and vents to air out coach. Remove sun block material.

Water System: Flush antifreeze from system (if winterized) then sanitize and add fresh water.

Sanitizing Procedure: To assure complete disinfection of your fresh water system, it is recommended that this procedure be followed on a new system, one that has been used for a period of time, one that may have become contaminated, or one that may be going into or coming out of storage for a period of time:

- ☞ Prepare a chlorine solution using one gallon of water and ¼ cup of household bleach. With the fresh water tank empty, put the solution into the fresh water tank. Use one gallon of solution for each 15 gallons of fresh water tank capacity (example: a 75-gallon fresh water tank would require five gallons of solution to be put into the fresh water tank).
- ☞ Complete filling the fresh water tank with fresh water. Turn on the water pump and open each faucet and run until a distinct odor of chlorine can be detected at the water discharge. Do not forget the hot water taps and exterior faucets or showers.
- ☞ Allow system to stand for at least four hours.
- ☞ Completely drain and flush the fresh water system.

During the reactivation process if you find an issue that needs to be repaired, be sure to contact your Fleetwood dealer. If you need help locating a Fleetwood dealer near you, please call Fleetwood Owner Relations at 800.442.7717. We will be happy to help you. ❖



DOAI Forum Conversation

Reverse Osmosis by Linda Bethane and Bill Capers

Not long ago, Linda posted a question and Bill posted a response on the DOAI Forum about reverse osmosis. There seems to be more and more Discovery owners investing in this type of system, so perhaps the following will help you:

Linda wrote: We are considering installing a reverse osmosis filter system in the entire coach. We spend the winters in Arizona and Nevada where everyone who owns a home has an RO system because the water is so bad. While we live in these areas, we drink only bottled water. So, we have started thinking that we too need an RO system.

My understanding is that not only will it provide good drinking water and clear ice cubes, it is also better for the entire plumbing system. It will keep fixtures and shower doors free of water spots. Do any D owners have the system and/or have thoughts on them? What pros/cons can you give me?

Bill responded: We have been running a whole house RO system in our RVs for the past eight years while in the Yuma area, and wouldn't take anything for it. When we bought our 2002 Discovery, I transferred it from the old SOB.

I have ours mounted in the same compartment as the water pump, and use it to fill the fresh water tank when we are in bad water areas.

In order to boost the water pressure capabilities of the RV, I replaced the original water pump with a ShurFlo Extreme 7.5 GPM pump, and have more than enough flow/pressure.

I also use the RO water to wash the rig, in order to eliminate the hard water spots from the local water. The system we installed was designed for RV use, and has a membrane rated at 100 gallons per day, but that amount depends on the available water pressure of the inlet water. We normally get about 45 GPD from the local city pressure. Adding a high pressure pump on the inlet will increase the overall gallons per day; however, we have found we really don't need one, even with my better half doing two or three loads of wash each day.

When not in use, we remove the membrane and carry it in a ZipLoc® bag in the refrigerator to prevent it from drying out.

While the RO system we purchased was designed to be installed in an RV, a standard RO system found at The Home Depot or the like can be adapted for use in an RV.

Two critical elements for the RO system in the RV are the RO water being fed into the fresh water holding tank, and the disposal of the bypass water from the RO system into the drain. Getting the RO water into the fresh water tank can be as easy as running a 1/8-inch plastic tube from the membrane to the fresh water fill port, or piping it directly into the tank.

I simply installed a "T" in the fresh water vent line, and I fill the tank that way. However, a friend uses the first method.

Disposal of bypass water: it can be run into the sewer hose by using a tapped fitting into the sewer hose quick disconnect

fitting. However, I *strongly* recommend a vacuum breaker be placed in this line to prevent any possibility of contaminated water being introduced into the fresh water supply.

The RO system can either be mounted permanently, or used as a portable arrangement. In our case, I mounted the system in the fresh water pump bay. This way, it is in an area where if there is a leak, it will do no damage, plus I can lift it up and remove it for winterization/service of the filters. Since the RO system can be mounted in any position, it can be placed on its side if necessary.

I purchased our RV RO system in Yuma several years ago for about \$400. If you are handy, the home improvement center version might be a better way to go. Granted, you might have to visit the local hardware store to get a few additional fittings, however on these systems, you normally get an accumulator tank, which is nice to have in the rig, and an RO faucet, which you would discard, since you would be using it as a whole house system.

I installed a two-gallon accumulator tank in the same bay as our RV RO system, and it works wonders.

You have to keep an eye on the amount of RO water that you put into the tank, otherwise you can get ready for some problems.

On our water tanks, which are mounted between the frame rails, I forgot to monitor the water level. When I checked the tanks, I found that they had overflowed and the tanks were expanded all the way to the floor. Had I not noticed them in time, there is no doubt that I would have had floor damage.

Strange that when filling with a water hose, or using the tank fill valve, when the tanks are full, water comes out the overflow. But when using the RO system, the input is so slow that the tank expands and never overflows. I think this is because the overflow is about three inches above the top of the tank, and the fill from the RO is so gradual.

I came up with a couple of ways to control the RO input to the fresh water tank. One method was to add a sensor to the tank that would control a water valve that would be turned off when the tank was full. This was a bit of an overkill, so I didn't follow up on it.

Instead, I simply bought a 9-volt battery-powered water sprinkler control from The Home Depot, and set it in two-hour increments. However, I still keep an eye on the water level, just to be safe. Unlike the house system, where there is a pressure valve that will turn off the RO system when your small tank is full, the non-pressurized fresh water tank on the RV won't allow this system to be used. ❖



RV Safety

Slide Prevention and Recovery by Aon Recreation Insurance


Having your vehicle go into a slide can be a scary thing. You can feel more comfortable behind the wheel if you understand what causes slides, how to prevent them, and what to do when you experience a slide.

What Causes a Slide?

A slide occurs when your tires lose traction on the roadway. The single biggest cause of slides is excessive speed – either because of the speed itself or from braking too hard when attempting to slow down. Excessively high side winds can also cause your vehicle to go into a slide.

Preventing a Slide

Reducing your speed and making slow, gradual applications to the steering wheel, brakes, and accelerator are the best preventive measures for avoiding a slide. Slow down prior to or when encountering slippery conditions. You should reduce your speed according to the type of condition being encountered. For example, you should slow down more if you are driving on icy roads than on rain-slicked roads. A good rule of thumb for wet roads is to reduce your speed 20 percent from normal or posted driving speeds. Snow-covered roads require a 60 to 70 percent reduction from normal or posted speeds.



Types of Slides

Slides can be categorized into four types: braking slide, rear-end-breaking-loose slide, momentum slide, and power slide.

BRAKING SLIDE

The first type of slide is a braking slide that occurs when the wheels lock up because too much pressure is applied to the brake pedal of a vehicle without anti-lock brakes. Even vehicles with anti-lock brakes can experience a braking slide under extremely slippery conditions.

If braking has caused the slide, quickly take your foot off the brake. Resume braking, but apply the brakes in a way that avoids locking the wheels. If you do not have anti-lock brakes, you may find a pumping action to be effective. Try to steer your vehicle onto a portion of the roadway that will give you more traction. Move your coach out of the path the tires are currently traveling so that the tires will have crust to grab a hold of. It's best to move to the portion of the roadway that is not traveled – it usually offers more traction.

REAR-END-BREAKING-LOOSE SLIDE

The rear-end-breaking-loose slide is another type of slide that can occur. This type of slide is caused by the application of too much power or traveling at too high a speed in a curve, which causes the rear end of the vehicle to try to come around.

If the slide occurs in a curve because too much power is applied to the rear wheels of a motor coach, ease your foot off the accelerator and shift the transmission into neutral until

control is regained. If speed is the cause of the slide, a light application to the brakes will be required to reduce your speed to a controllable level.

POWER SLIDE

The third type of slide is called a power or torque slide. It is usually caused when a vehicle is stopped and too much power is applied to the rear wheels. Recovering from a power slide is very similar to recovering from a rear-end-breaking-loose slide. A power slide usually occurs when starting from a dead stop. The back end breaks loose to the right from torque applied to

the rear wheels, and can be stopped by simply removing your foot from the accelerator. Sometimes you can give your vehicle additional traction by lifting the tag axle if it is so equipped. This action applies several thousand more pounds to the rear of the coach and can often give you the traction needed to get moving. Remember, if you add weight to the rear end of the coach, you take it away from the front end. On a slippery road surface you also want maximum weight on the front axle. Return the tag axle to its normal position as soon as the vehicle starts moving.

MOMENTUM SLIDE

The fourth type of slide is a momentum slide. The momentum slide happens when the weight and force of the vehicle works against the ability of the steering to change the direction the vehicle is moving. The result is that the steering wheels, i.e., the front wheels, on the coach lose their ability to grip the slippery road surface and begin sliding straight even though they are turned to the right or left.

The momentum slide is the most difficult slide to recover from. To do so, slow your speed down and get the front wheels to go in the direction they are pointed. Sometimes you can regain control by simply taking your foot off the accelerator and quickly turning the steering wheel in the direction momentum is carrying the vehicle. At this point, turn the wheels slowly in the direction you want to go and see if they will allow you to turn. You don't have much time to regain control. In other circumstances you can simply make a light application of the brakes and steer onto a portion of the road to get some traction. As a last resort, if you have this option available, you may be able to ease into a snow bank to get the vehicle stopped. ❖

We thank Aon Recreation Insurance for permission to reprint this article. With nearly 40 years of experience insuring RVs, no one understands your vehicle like Aon Recreation Insurance (formerly RV Alliance America). Aon has multiple carrier options and can provide you with a policy custom-designed for the special nature of your coach. Aon also offers the added benefit of umbrella coverage, which provides liability coverage that extends beyond your RV, home, and auto insurance policies to protect you from a costly lawsuit. To get a quote, call Aon at 800.521.2942, or visit www.aonrecreation.com for more information.

Dr. Dometic Says...

Cool Comfort: Tips and Tricks by Dr. Dometic

Close your eyes and imagine trying to relax in a lawn chair outside your RV as the bright, yellow sun beats down on you. Feel its warm, hot rays surround you as your clothes begin to cling to your skin. Sweat begins to form on your neck and run down your back. You reach for your glass of ice tea to find that you've already downed its last quenching drop. Drenched in heat and discomfort, you retreat to your RV haven where the air conditioner is maintaining a cool, comfortable internal temperature.

"An air conditioner or heat pump is the workhorse of the RV, creating a consistent environment during your RV travels so that you can escape from uncomfortable conditions," said Dr. Dometic, RV expert and enthusiast. "While it may draw the most power, it will provide the most comfort and usually requires minimal maintenance, providing many years of trouble-free service."

Periodic maintenance will help your unit operate at peak levels, while keeping the high temperatures outdoors. Washing your air conditioner's filter is an easy way to ensure a breath of fresh air during a routine RV cleaning. To do this, remove the return air filter located above the removable panel in the air box. Wash the filter with soap and warm water, let it dry and then reinstall it. Be careful not to run the air conditioner without the return air filter in place. Doing so may plug the unit's evaporator coil with dirt and may substantially affect the performance of the unit.

Also clean the air box housing and control panel with a soft cloth dampened with mild detergent. Be careful not to use



harsh or abrasive chemicals such as furniture polish or scouring powders.

Under certain conditions, frost may form on the evaporator coil. If frost forms, inspect the filter and clean away any dirt. Also make sure air louvers are not obstructed. Air conditioners have a greater tendency to


frost when outside temperatures are relatively low. Adjusting the thermostat control knob to a warmer setting could prevent frost formation. Should frost continue, operate in a low, medium or high fan only setting until the cooling coil is free of frost.

Note that poor or improper airflow, short cycling, a dirty filter or placing the thermostat on its minimum temperature setting and the fan on low speed in high humidity situations

can cause evaporator freeze-up.

"If for some reason your air conditioner or heat pump isn't working properly, there are a few checks that you can do yourself before calling a service technician," advised Dr. Dometic.

Before calling a service center, first check that your RV's generator is running and producing power. If the RV is connected to shore power, be sure the line is sized properly to run an air conditioner load and that it is plugged into the power supply. Also check your 115 VAC fuse or circuit breaker to see if it is open.



If the fan and/or the compressor won't run, test the AC voltage. To check your AC voltage when you arrive at your destination, plug into the shore power supply as you would normally. Place a voltmeter into a receptacle inside your vehicle and start your air conditioner or heat pump. When the compressor starts, make sure your voltage is over 103.5 volts. If the thermostat has no lights showing, it means that the unit isn't receiving DC power, so the 12-volt DC fuse and breaker

should be examined.

In the case that the fan runs and the compressor tries to start but won't run, then examine the exterior power cord, plug and receptacle. If those are in working order, carefully check the AC voltage at the power source.

If the fan runs, but the compressor cycles on and off and doesn't cool correctly, it could be improper or poor airflow, a dirty filter, dirty condenser, short cycling (a duct leak) or the AC voltage may be the problem.

Dr. Dometic advises calling a qualified technician if the compressor doesn't cycle at all. The technician should check the filter (which must be clean) and remove any debris from the condenser. The doctor also says that only a technician should attempt to repair a leak. The technician should examine the mounting bolts, roof gasket and condensation drain holes, and check to ensure condensation is draining properly.

"With proper maintenance and care, an air conditioner or heat pump can last a long time, but it is important to have periodic maintenance and repair tasks performed by a qualified technician. Check your owner's manual for details," Dr. Dometic explained.

Routine maintenance will keep your air conditioner or heat pump operating at top levels. Then you can bask in the warm sun and return to your cool, comfortable RV whenever you desire. ❖

An RV enthusiast and expert, Dr. Dometic has written a series of articles on important RV issues. Reprinted with permission of Dometic and Bj Thompson Associates.

Good for You!



Have you had occasion to interact with a dealer or service technician that resulted in a good or even excellent experience? If so, this is the place to tell everyone about it. Here's a recent experience:

Arnie and Betty Thompson write: "We arrived in Las Vegas with bells and whistles. Unfortunately, it was the warning buzz that told us the jacks were not fully up. St. George, Utah, to Las Vegas, Nevada, was a long ride with that distraction.

"We called Fleetwood and they connected us with their rep, Laura. She was very pleasant and had us on a conference call with Findley RV in Las Vegas. They scheduled us immediately and fixed the ground wire to the jacks. Laura from Fleetwood

called us the next day to make sure we had everything fixed.

"Findley also found a leak in the washer/dryer and ordered the parts. This was a broken hot and cold intake valve. We were told that it had been tightened too much and many were breaking.

"We really appreciate the timely and friendly manner with repair and diagnosis at Findley RV, and Laura's help through Fleetwood."

Let's hear from you!



Hints and Tips

Looking for parts for older Discoverys? Check out the following (and many thanks to Rod Kirk and Pauline Allen, our Aussie members, and Toni Calzone, our assistant webmaster):

Walt's RV: Great place to find all kinds of Fleetwood items for Discoverys, and they will ship! Located at 16616 Valley Blvd., Fontana, CA 92335, call 909.823.0563; or email waltsrv@aol.com; or go to their Website at www.waltsrvparts.com. The Website is a bit sparse on details; you might be better off to simply contact them for what you're looking for.

Salvage Direct: This online salvage yard (many physical locations across the U.S.) may help you find just what you need; go to www.salvagedirect.com and you can search "Fleetwood Discovery." The results will show those units on the auction block, with photos.

Discovery Owners Association, Inc. Membership Application

Welcome to an organization open to all owners of Discovery motor homes by Fleetwood RV. DOAI is an organization intended to foster social opportunities and information exchange among members.

Dues are **\$20.00** for the first year (includes one-time \$4.00 administrative fee); **\$16.00** for one-year renewal; **\$45.00** for three years, or **\$75.00** for five years.

PLEASE...PAYABLE IN U.S. FUNDS ONLY!

Questions? Call 888.594.6818

Mail the form below with your check payable to *Discovery Owners Association, Inc.* to:

Portia Williams, Membership Director
P. O. Box 95
St. George, UT 84771-0095

Last Name _____ First _____ Spouse/Partner Name _____

Address _____

City, State/Province, ZIP+4 Code/Postal Code _____

Home Telephone _____ Cell Telephone _____

Discovery Year and Model _____ E-Mail Address _____

Is this your first RV? Yes _____ No _____ Are you a full-time or part-time RVer? _____

Who recommended DOAI membership to you? _____

Check enclosed for \$ _____ representing (*check one*): One year Three years Five years

2008 National Rally Tours/Events

Basic Information

- ☞ Tours/events take place on September 8, 9, and 10
- ☞ Fleetwood Factory Tour is offered each day. **Warning:** The tour is a 90-mile trip from Goshen to Decatur, and the travel time is two hours one way, or four hours round trip. You will walk between 1 to 1½ miles. There are **no** places for everyone to sit occasionally; you will be in dust, and you will smell paint. Fleetwood has had people come to take the tour who did not realize any of this and could not finish the tour because of some of these reasons. We would hate for any of our members to go all the way down to Decatur on the bus and then discover that it was not possible for them to take the tour for health reasons. We don't want to see someone in trouble for walking too far or with a breathing problem.
- ☞ On Tuesday, September 9, time will allow only **one** of tours/events #2, #3, and #4. These tours/events are marked with an asterisk (*).
- ☞ On Wednesday, September 10, time will allow only **one** of tours/events #6 and #7. These tours/events are marked with an asterisk (*).

Monday, September 8

TOUR 1 - DISCOVERY FACTORY TOUR (LUNCH ON YOUR OWN)

Here's your opportunity to see, firsthand, how our wonderful Discovery motor homes are made, starting from chassis and ending with the painting booth. The factory tour is free.

- 8:15a Cardinal Motor Coach 47-passenger bus arrives at Goshen fairgrounds for boarding
- 8:30a Depart Goshen for Decatur, Indiana, and the Discovery factory tour
- 11:00a Group A (half of bus) dropped off at Discovery factory
- 11:15a Group B (other half) goes to lunch at local restaurant
- 12:30p Group B is taken to Discovery factory and Group A is taken to lunch
- 1:45p Group B returns to Discovery factory and Groups A and B depart for Goshen fairgrounds
- 4:00p Arrive back at fairgrounds

..... **Tour 1 Fee: Bus trans. - \$20.00 pp**

Tuesday, September 9

*TOUR 2 - GOLF TOURNAMENT - BLACK SQUIRREL GOLF CLUB, BERKEY AVENUE, GOSHEN

Fore! That's the word and here's the scoop on DOAI's annual outing for those who love hitting that little ball. GPS coordinates are N41 34.821, W85 51.685 (the golf course, not where the ball landed!).

- 11:00a Car pool to golf course
- 12:00p Lunch of hamburger, bratwurst, etc.
- 1:00p Shotgun start

..... **Tour 2 Fee: Golf Tournament - \$40.00 pp**



Black Squirrel Golf Course

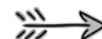
*TOUR 3 - DISCOVERY FACTORY TOUR (LUNCH ON YOUR OWN)

The second of the three tours to Decatur to see how our wonderful Discovery motor homes are made.

- 8:15a Cardinal Motor Coach 47-passenger bus arrives at Goshen fairgrounds for boarding
- 8:30a Depart Goshen for Decatur, Indiana, and the Discovery factory tour
- 11:00a Group A (half of bus) dropped off at Discovery factory
- 11:15a Group B (other half) goes to lunch at local restaurant
- 12:30p Group B is taken to Discovery factory and Group A is taken to lunch
- 1:45p Group B returns to Discovery factory and Groups A and B depart for Goshen fairgrounds
- 4:00p Arrive back at fairgrounds

..... **Tour 3 Fee: Bus trans. - \$20.00 pp**

Turn over for more tour information!



***TOUR 4 - STUDEBAKER LEGEND AND FOLKLORE**

Experience the magic of the University of Notre Dame with a guided walking tour of the beautiful historic campus. You will meet your graduate student guide at the Eck Visitors Center (open 10:00a) for tour of campus, with a 20-minute movie shown in the Center before spending time shopping at the 30,000 square-foot bookstore, complete with crystal, china and a grand piano. Following the tour, enjoy lunch on your own at a variety of places on campus. Then you will have a chance to admire nearly 70 timeless vehicles, including one-of-a-kind classics like the 1934 Bendix, the 1956 Packard Predictor concept car, and President Lincoln's carriage at the brand new Studebaker National Museum. Tour the 50,000-square-foot "production line" and see military trucks and vehicles with state-of-the art lifts. Revisit the early years of Studebaker and witness Studebaker's successful transition from horse-drawn to gasoline-powered vehicles. Enjoy the family's 1835 Conestoga Wagon, while you view the Presidential coupes from the 1930s and a 1916 Six-Fifty Touring Car. Enjoy the interactive learning stations and specialty exhibits. And finally, don't miss the chance to stop at the South Bend Chocolate Factory for an "Inside Scoop" tour and a scrumptious treat.

- 7:45a Cardinal Motor Coach arrives at Goshen fairgrounds for boarding. Meet your guide
 - 8:00a Depart Goshen for South Bend
 - 9:00-12p University of Notre Dame Walking Guided Tour and lunch on campus on your own
 - 12:30-2p Studebaker National Museum Guided Tour
 - 2:15-3:15p South Bend Chocolate Factory
 - 3:30p Depart South Bend for Goshen
 - 4:15p Arrival back at fairgrounds
- **Tour 4 Fee: Bus trans., tax/gratuity - \$53.00 pp**

TOUR 5 - IN-HOME AMISH DINNER ON A FARM

Your adventure continues into Amish Country with a true experience of a lifetime. Sit down to a family-style Amish dinner that is traditional among these peaceful people and offers some of the best food around the country. You'll drive your own vehicle, directions provided, to a family farm where generous hospitality is served around large tables.

- 5:30p Car pool and depart fairgrounds
 - 6:00p Meal
- **Tour 5 Fee: Meal, tax/gratuity - \$17.50 pp**

Wednesday, September 10

***TOUR 6 - DISCOVERY FACTORY TOUR (LUNCH ON YOUR OWN)**

The third and last opportunity to tour the Discovery plant in Decatur.

- 8:15a Cardinal Motor Coach 47-passenger bus arrives at Goshen fairgrounds for boarding
- 8:30a Depart Goshen for Decatur, Indiana, and the Discovery factory tour
- 11:00a Group A (half of bus) dropped off at Discovery factory
- 11:15a Group B (other half) goes to lunch at local restaurant
- 12:30p Group B is taken to Discovery factory and Group A is taken to lunch

- 1:45p Group B returns to Discovery factory and Groups A and B depart for Goshen fairgrounds
 - 4:00p Arrive back at fairgrounds
- **Tour 6 Fee: Bus trans. - \$20.00 pp**

***TOUR 7 - BROWN BAG TOUR OF AMISH COUNTRY**

Brown bag is provided with goodies at each stop. Sit back, relax and observe the Amish lifestyle as you travel picturesque back roads of northern Indiana. Step back in time and learn of the fascinating lifestyle of these "plain people". With a knowledgeable guide, hear about the area and the history, traditions, and customs of the Amish. You'll stop at three to four different Amish shops. Following lunch you'll be able to shop at the Shipshewana Flea Market and auction. Shipshewana is known as "the trading place of America" and is home to the Midwest's largest outdoor flea market – over 800 vendors filling 1,000 booths covering 60 acres – open every Tuesday and Wednesday, May thru October. The weekly Wednesday antique auction barn has 11 rings going at once selling quality antiques and collectibles. The horse and cattle barn features cattle auctions open to the public on Wednesdays and horse auctions open to the public on Fridays. Lunch is on your own today at the many food vendors found on the flea market grounds. Feel free to wander downtown shopping, too, only a block from the flea market grounds, to find over 100 shops filled with more crafts and unique items.

- 9:00a Cardinal Motor Coach arrives at Goshen fairgrounds. Meet your guide.
 - 9:15a Depart fairgrounds
 - 12:15-3:30p Lunch on your own and shopping
 - 4:00p Return to fairgrounds
- **Tour 7 Fee: Bus trans., tax/gratuity - \$46.00 pp**

TOUR 8 - AMISH ACRES DINNER AND THEATRE

Hungry yet? Amish Acres' hand-hewn Restaurant Barn is the spot for a traditional threshers-style dinner. Bean soup in iron kettles, vegetables, mashed potatoes, dressing and two meat entrees are served family-style complete with homemade pies fresh from the oven. Following this wonderful meal, enjoy the Broadway musical classic "Plain & Fancy," the musical of Amish life and love. Funny and entertaining for all.

- 6:00p Car pool and depart fairgrounds
 - 6:30p Dinner
 - 8:00p Theatre
- **Tour 8 Fee: Dinner, theatre, tax/gratuity - \$42.25 pp**

About the Goshen/Shipshewana Areas

If you wish to get advance information about the area around our rally site, fun shopping possibilities, other factory tours, etc., you can get free full-color booklets loaded with good details.

Visit www.visitlagrangecounty.org and request your copy of 2008 Shipshewana's Amish Backroads booklet, and visit www.amishcountry.org and request your copy of the 2008 Amish Country booklet. Both of the sites also allow you to download PDF files of the booklets.

Items for Sale

This page is available to DOAI members, free of charge, on a space-available basis.

Sale ads accepted only for Discovery motor homes and items used in/on motor homes.

Because sale and want ads are extremely brief, please go to the Classified section of the DOAI Website for complete information, plus color photos where available.

<http://www.discoveryowners.com/classifieds.htm>

Discovery Motor Homes for Sale



1998 36R: Clean! Lots of amenities, well maintained. Located in Texas. **Nancy Neal;** 847.373.5143; nn445@aol.com **\$50,000**



2002 38P: Low miles, mint condition. Located in Florida. **Raymond Martin;** 813.642.9248 until April, then 513.777.7507; dwe1835@wmconnect.com **\$93,400**



2000 37G: 21,000 miles, new tires, GPS, extended warranty with unlimited miles and 11 more months' coverage. Upgraded batteries and inverter, more. Located in Asheville NC. **Wes Carter;**

971.241.9322; rustyilverwings@aol.com **\$70,500**



2006 39V: 9,300 miles., full-wall slide with second slide in bedroom, immaculate condition, Howard Precision steering control system. **Lorraine Allen;** 843.705.5628; lo6112@aol.com **\$155,000**



2001 37V: 29,000 miles, new tires and batteries. **Skip Russell;** 318.548.5050; skip.russell.b231@statefarm.com **\$69,000**

1999 36T: Immaculate inside and out, new tires, King Dome In Motion satellite system, awnings all around, kept covered, polished on regular basis. Additional information, photos available. **Ray Ouellette;** 951.699.2567; 951.805.7097; ray.jak@verizon.net **\$67,500**

Motor Home-Related Items for Sale

THE ORIGINAL – DON'S HUB NUT WRENCH: Can be used on most coaches on a Freightliner chassis with aluminum wheels and the screw-in decorative nut. Makes polishing rims easier with rear axle can off. **Don Cullins;** 9025 Robinhood Cir, Westerville OH 43082-9665; scdc432@sbcglobal.net **\$14.95 plus \$3 shipping/handling**



ULTIMATE HUB NUT TOOL: Use for the removal of Freightliner chassis hubs on coaches with aluminum wheels. It saves the hub from the unforgiving channel locks and pipe wrenches, plus allows the hubs to be removed for cleaning and polishing. **Frank Cason,** 1917 Stone Dam Rd, Chuckey TN 37641-4876; 423.552.5257; fcason@comcast.net **\$10 plus \$2.50 shipping/handling**



TOW BAR AND BRACKETS: Fits 1997-2006 Jeep Wrangler. Custom-made stainless steel. **Jerry Pierce,** 518.477.8042 (M-F 8a-5p EST); jkpierce1207@peoplepc.com **\$200**



2008 NATIONAL RALLY - BACK HOME AGAIN IN INDIANA
Celebrating DOAI's Tenth Anniversary
 September 8 to 14, 2008
 Elkhart County 4-H Fairgrounds
 East Monroe St., 17746-D CR 34, Goshen, Indiana
 (Latitude N41° 34.840 / Longitude W85° 48.300)

REGISTRATION FORM

Please PRINT legibly or TYPE all information as you want it to appear on your name badge

Pilot's Last Name _____ First Name _____
 Co-Pilot's Last Name _____ First Name _____
 Street _____ City, State, ZIP+4 Code _____
 Home Phone _____ Cell Phone _____ Other _____
 Email _____
 Emergency Contact _____ Emergency Phone/s _____
 DOAI # _____ DOAI Region Affiliation _____
 Need handicap parking? Yes _____ No _____ First National Rally? Yes _____ No _____
 Are You? DOAI Officer/Chairman _____ Chapter Officer _____ Chapter _____
 Guest/s Name, City, State _____

REGISTRATION: (See next page for information on early arrival, parking, events, and informative links) → → →

\$275.00 per coach with two adults (September 8 to 14)	\$ _____
\$220.00 per coach with one adult (September 8 to 14)	\$ _____
\$80.00 each additional person/child (September 8 to 14) x _____ person/s =	\$ _____
\$20.00 early arrival Sunday, September 7	\$ _____
\$20.00 DOAI membership (if not already a DOAI member)	\$ _____

OPTIONAL TOURS AND GOLF: (See next page for information on tours and golf outing) → → →

Tour 1: Mon., Sept. 8 ... Discovery Factory Tour	\$20.00 x _____ person/s =	\$ _____
Golf 2: Tues., Sept. 9 ... Black Squirrel Golf Club or	\$40.00 x _____ person/s =	\$ _____
Tour 3: Tues., Sept. 9 ... Discovery Factory Tour or	\$20.00 x _____ person/s =	\$ _____
Tour 4: Tues., Sept. 9 ... Studebaker Legend and Folklore ...	\$53.00 x _____ person/s =	\$ _____
Tour 5: Tues., Sept. 9 ... Amish Dinner on a Farm	\$17.50 x _____ person/s =	\$ _____
Tour 6: Wed., Sept. 10 .. Discovery Factory Tour or	\$20.00 x _____ person/s =	\$ _____
Tour 7: Wed., Sept. 10 .. Brown Bag Tour Amish Country ...	\$46.00 x _____ person/s =	\$ _____
Tour 8: Wed., Sept. 10 .. Amish Acres Dinner and Theatre ...	\$42.25 x _____ person/s =	\$ _____
MAKE CHECK PAYABLE TO: <i>Discovery Owners Assn., Inc.</i> Check Enclosed/Total		\$ _____

MAIL CHECK AND REGISTRATION FORM TO:

Pat Gravel, Registrar, 16759 Blind Lake Trl SE, Prior Lake MN 55372-2900
 Questions? Call Pat Gravel 612-396-7409 or send email: patgravel@aol.com

REGISTRATIONS MUST BE RECEIVED BY AUGUST 20, 2008

Cancellation may be made up to August 20, 2008 – **AFTER AUGUST 20 – NO REFUND**

→ → → COPY FORM FOR YOUR RECORDS ← ← ←

You will receive a confirmation of your registration via email

Scenes from the 2008 Southeast Region Rally



Important National Rally Information

- If you wish to arrive at the fairgrounds prior to Sunday, September 7, you must make your own reservation with the fairgrounds. You will be charged the regular fairgrounds rate, and you may have to move once the rally begins. You can contact fairgrounds at info@4hfair.org or call 574.533.3247 or fax 574.534.3743.
- If you wish to park together, you must arrive together.
- For more information about the Elkhart County 4-H Fairgrounds, visit www.4hfair.org
- Time will allow for only **one** Event/Tour on Tuesday (#2, #3, or #4) and only **one** Tour on Wednesday (#6 or #7). Certain tours may be canceled if there is not enough participation.





Thank you,
Newsletter
Sponsors!



THE LEADER AT EVERY TURN™

Discovery Owners Association, Inc.
CELEBRATING DOAI'S TENTH ANNIVERSARY

Portia Williams, Membership Director

P. O. Box 95

St. George, UT 84771-0095

ADDRESS SERVICE REQUESTED

ARE YOUR DUES DUE?

Please renew now!



2008 Discovery, Red Wine, Scheme 2